

# LED Downlights

Swap outdated CFL Lights with high quality LED Down Lights for long- lasting energy efficiency and instant brightness. Choose from a wide range of 3W to 40W



## Product Features

- Innumerable styles & Elegant appearance
- Non - Flickering
- Best Quality LED Chips from companies like CREE & SAMSUNG
- Premium Quality Power Driver with lowest power factor saver & high RA
- Easy Installation
- Varied finishes with strong die cast Aluminium body
- Low Maintenance
- All down lights come with premium quality power

## Applications

Residences, Showrooms, Hotels & Boutiques etc.

---

Reflector Series - High Lumen

10w VT-26101

Box Qty.  
**27 Pcs**

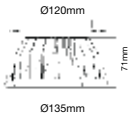


SKU: 1270 - 3000K Warm White  
SKU: 1271 - 4000K Day White  
SKU: 1272 - 6400K White

3800157611923  
3800157611930  
3800157611947

**120+** LUMENS PER WATT

**SUPER EFFICIENT**



Sensor Compatible: **Yes**  
Voltage/Frequency: **AC:100-277V,50/60Hz**  
Luminous Flux: **1200lm**  
LED Type: **COB**  
CRI: **>80**  
PF: **>0.5**

Beam Angle: **120°**  
Body Type: **PKW**  
Color of Fixture: **White**  
Shape: **Round**  
Dimension: **Ø135x71mm**  
Cutting Size: **Ø120mm**

Reflector Series - High Lumen

20w VT-26201

Box Qty.  
**18 Pcs**

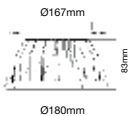


SKU: 1273 - 3000K Warm White  
SKU: 1274 - 4000K Day White  
SKU: 1275 - 6400K White

3800157611954  
3800157611961  
3800157611978

**120+** LUMENS PER WATT

**SUPER EFFICIENT**



Sensor Compatible: **Yes**  
Voltage/Frequency: **AC:100-277V,50/60Hz**  
Luminous Flux: **2400lm**  
LED Type: **COB**  
CRI: **>80**  
PF: **>0.5**

Beam Angle: **120°**  
Body Type: **PKW**  
Color of Fixture: **White**  
Shape: **Round**  
Dimension: **Ø180x83mm**  
Cutting Size: **Ø167mm**

## Reflector Series - High Lumen

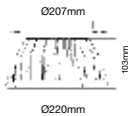
30w VT-26301

 Box Qty.  
12 Pcs

SKU: 1276 - 3000K Warm White  
SKU: 1277 - 4000K Day White  
SKU: 1278 - 6400K White

3800157611985  
3800157611992  
3800157612005


**120** LUMENS  
+ PER WATT

**SUPER EFFICIENT**


Sensor Compatible: Yes  
Voltage/Frequency: AC:100-277V,50/60Hz  
Luminous Flux: 3600lm  
LED Type: COB  
CRI: >80  
PF >0.9

Beam Angle: 120°  
Body Type: PKW  
Color of Fixture: White  
Shape: Round  
Dimension: Ø220x103mm  
Cutting Size: Ø207mm

## Reflector Series - High Lumen

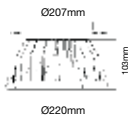
40w VT-26451

 Box Qty.  
12 Pcs

SKU: 1453 - 3000K Warm White  
SKU: 1279 - 4500K Day White

3800157635561  
3800157612012


**120** LUMENS  
+ PER WATT

**SUPER EFFICIENT**


Sensor Compatible: Yes  
Voltage/Frequency: AC:100-270V,50/60Hz  
Luminous Flux: 4800lm  
LED Type: COB  
CRI: >80  
PF >0.9

Beam Angle: 120°  
Body Type: PKW  
Color of Fixture: PKW  
Shape: Round  
Dimension: Ø220x103mm  
Cutting Size: Ø207mm

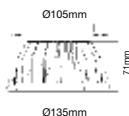
Reflector Series

10w VT-2610

Box Qty.  
27 Pcs

SKU: 1100 - 6000K White

3800230622372



Sensor Compatible: **Yes**  
Voltage/Frequency: **AC:220-240V,50Hz**  
Luminous Flux: **730lm**  
LED Type: **COB**  
CRI: **>80**  
PF: **>0.5**

Beam Angle: **120°**  
Body Type: **PKW**  
Color of Fixture: **PKW**  
Shape: **Round**  
Dimension: **Ø135x71mm**  
Cutting Size: **Ø105mm**

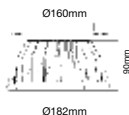
Reflector Series

20w VT-2620

Box Qty.  
18 Pcs

SKU: 1103 - 6000K White

3800230622402



Sensor Compatible: **Yes**  
Voltage/Frequency: **AC:220-240V,50Hz**  
Luminous Flux: **1500lm**  
LED Type: **COB**  
CRI: **>80**  
PF: **>0.5**

Beam Angle: **120°**  
Body Type: **PKW**  
Color of Fixture: **PKW**  
Shape: **Round**  
Dimension: **Ø182x90mm**  
Cutting Size: **Ø160mm**

## Downlight-Moving Head-Round

3W

VT-1133RD

Box Qty.  
100 Pcs

SKU: 5094 - 6400K White

3800157609364



Sensor Compatible:	Yes	Beam Angle:	60°
Voltage/Frequency:	AC:220-240V,50/60Hz	Body Type:	Aluminium
Luminous Flux:	200lm	Color of Fixture:	White
LED Type:	COB	Shape:	Round
CRI:	>80	Dimension:	55x42mm
PF	>0.5	Cutting Size:	Ø45mm

## Downlight-Moving Head-Square

3W

VT-1133SQ

Box Qty.  
100 Pcs

SKU: 5095 - 2700K Warm White

SKU: 5096 - 4000K Day White

SKU: 5097 - 6400K White

3800157609371

3800157609388

3800157609395



Sensor Compatible:	Yes	Beam Angle:	60°
Voltage/Frequency:	AC:220-240V,50/60Hz	Body Type:	Aluminium
Luminous Flux:	200lm	Color of Fixture:	White
LED Type:	COB	Shape:	Square
CRI:	>80	Dimension:	55x55x42mm
PF	>0.5	Cutting Size:	45 x 45mm

Downlight-Fixed Type-Square

3W VT-1123SQ

Box Qty. 100 Pcs



SKU: 5110 - 6400K White 3800157609456

Sensor Compatible:	Yes	Beam Angle:	60°
Voltage/Frequency:	AC:85-265V,50/60Hz	Body Type:	Aluminium
Luminous Flux:	200lm	Color of Fixture:	White
LED Type:	COB	Shape:	Square
CRI:	>80	Dimension:	45x45x35mm
PF	>0.5	Cutting Size:	36 x 36 mm

Downlight-Fixed Type-Square

8W VT-2908SQ

Box Qty. 12 Pcs



SKU: 1115 - 6000K White 3800230625199



Sensor Compatible:	Yes	Beam Angle:	24°
Voltage/Frequency:	AC:220-240V,50/60Hz	Body Type:	Powder Coating Die cast
Luminous Flux:	530lm	Color of Fixture:	PKW
LED Type:	COB	Shape:	Square
CRI:	>70	Dimension:	103x103x75mm
PF	>0.8	Cutting Size:	90 x 90mm



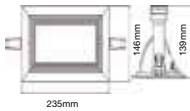
## Zoom Series - Rectangle

30W VT-2930

SKU: 1306 - 3000K Warm White  
 SKU: 1307 - 4000K Day White  
 SKU: 1289 - 6400K White

 Box Qty.  
**20 Pcs**

3800157619936  
 3800157619943  
 3800157619646



Sensor Compatible: **Yes**  
 Voltage/Frequency: **AC:220-240V,50/60Hz**  
 Luminous Flux: **2450lm**  
 LED Type: **COB**  
 CRI: **>80**  
 PF: **>0.9**

Beam Angle: **99°**  
 Body Type: **Die Cast Aluminum**  
 Color of Fixture: **White**  
 Shape: **Rectangle**  
 Dimension: **235x146x139mm**  
 Cutting Size: **220 x 132mm**




## Zoom Series - Round

33W VT-2933

SKU: 1304 - 3000K Warm White  
 SKU: 1305 - 4500K Day White  
 SKU: 1288 - 6400K White

 Box Qty.  
**20 Pcs**

3800157619912  
 3800157619929  
 3800157619639



Sensor Compatible: **Yes**  
 Voltage/Frequency: **AC:220-240V,50/60Hz**  
 Luminous Flux: **2650lm**  
 LED Type: **COB**  
 CRI: **>80**  
 PF: **>0.9**

Beam Angle: **24°**  
 Body Type: **Die Cast Aluminum**  
 Color of Fixture: **White**  
 Shape: **Round**  
 Dimension: **Ø165x140mm**  
 Cutting Size: **Ø155**



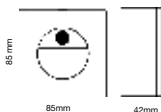
## Step Light With Sensor

3W VT-8035

SKU: 5570 - 4000K Day White

 Box Qty.  
**100 Pcs**

3800157617291



Sensor Compatible: **Sensor Included**  
 Voltage/Frequency: **AC:100-240V, 50/60Hz**  
 Luminous Flux: **100lm**  
 LED Type: **SMD**  
 CRI: **>80**  
 PF: **>0.5**

Beam Angle: **45°**  
 Body Type: **Die cast Aluminum**  
 Color of Fixture: **White**  
 Shape: **Square**  
 Dimension: **85x85x42mm**  
 Cutting Size: **85x85mm**

Step Light-Rectangle-IP65

3W VT-1162-W



SKU: 1327 - 3000K Warm White  
SKU: 1326 - 4000K Day White

Box Qty.  
50 Pcs

IP65 RATING

3800157620550  
3800157620543




Sensor Compatible: **Yes**  
Voltage/Frequency: **AC:100-240V,50/60Hz**  
Luminous Flux: **110lm**  
LED Type: **SMD**  
CRI: **>80**  
PF: **>0.5**

Beam Angle: **55°**  
Body Type: **PC**  
Color of Fixture: **White**  
Shape: **Rectangle**  
Dimension: **230x80x28mm**

Step Light-Rectangle-IP65

3W VT-1162-B



SKU: 1329 - 3000K Warm White  
SKU: 1328 - 4000K Day White

Box Qty.  
50 Pcs

IP65 RATING

3800157620574  
3800157620567



Sensor Compatible: **Yes**  
Voltage/Frequency: **AC:100-240V,50/60Hz**  
Luminous Flux: **110lm**  
LED Type: **SMD**  
CRI: **>80**  
PF: **>0.5**

Beam Angle: **55°**  
Body Type: **PC**  
Color of Fixture: **Black**  
Shape: **Rectangle**  
Dimension: **230x80x28mm**

Step Light-Rectangle-IP65

3W VT-1162-G



SKU: 1331 - 3000K Warm White  
SKU: 1330 - 4000K Day White

Box Qty.  
50 Pcs

IP65 RATING

3800157620598  
3800157620581



Sensor Compatible: **Yes**  
Voltage/Frequency: **AC:100-240V,50/60Hz**  
Luminous Flux: **110lm**  
LED Type: **SMD**  
CRI: **>80**  
PF: **>0.5**

Beam Angle: **55°**  
Body Type: **PC**  
Color of Fixture: **Grey**  
Shape: **Rectangle**  
Dimension: **230x80x28mm**

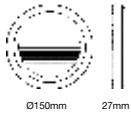




## Step Light-Round-IP65

**2W**     **VT-1142-W**

 SKU: 1315 - 3000K Warm White  
 SKU: 1314 - 4000K Day White

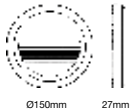
 3800157620437  
 3800157620420

 Sensor Compatible: **Yes**  
 Voltage/Frequency: **AC:100-240V,50/60Hz**  
 Luminous Flux: **60lm**  
 LED Type: **SMD**  
 CRI: **>80**  
 PF: **>0.5**

 Beam Angle: **55°**  
 Body Type: **PC**  
 Color of Fixture: **White**  
 Shape: **Round**  
 Dimension: **150x27mm**


## Step Light-Round-IP65

**2W**     **VT-1142-B**

 SKU: 1317 - 3000K Warm White  
 SKU: 1316 - 4000K Day White

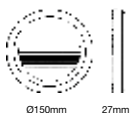
 3800157620451  
 3800157620444

 Sensor Compatible: **Yes**  
 Voltage/Frequency: **AC:100-240V,50/60Hz**  
 Luminous Flux: **60lm**  
 LED Type: **SMD**  
 CRI: **>80**  
 PF: **>0.5**

 Beam Angle: **55°**  
 Body Type: **PC**  
 Color of Fixture: **Black**  
 Shape: **Round**  
 Dimension: **150x27mm**


## Step Light-Round-IP65

**2W**     **VT-1142-G**

 SKU: 1319 - 3000K Warm White  
 SKU: 1318 - 4000K Day White

 3800157620475  
 3800157620468

 Sensor Compatible: **Yes**  
 Voltage/Frequency: **AC:100-240V,50/60Hz**  
 Luminous Flux: **60lm**  
 LED Type: **SMD**  
 CRI: **>80**  
 PF: **>0.5**

 Beam Angle: **55°**  
 Body Type: **PC**  
 Color of Fixture: **Grey**  
 Shape: **Round**  
 Dimension: **150x27mm**



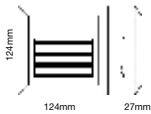
Step Light-Square-IP65  
2W VT-1152-W

SKU: 1321 - 3000K Warm White  
SKU: 1320 - 4000K Day White

Box Qty.  
50 Pcs

IP65 RATING

3800157620499  
3800157620482



Sensor Compatible: **Yes**  
Voltage/Frequency: **AC:100-240V,50/60Hz**  
Luminous Flux: **60lm**  
LED Type: **SMD**  
CRI: **>80**  
PF: **>0.5**

Beam Angle: **55°**  
Body Type: **PC**  
Color of Fixture: **White**  
Shape: **Square**  
Dimension: **124x124x27mm**



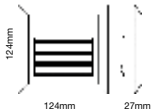
Step Light-Square-IP65  
2W VT-1152-B

SKU: 1323 - 3000K Warm White  
SKU: 1322 - 4000K Day White

Box Qty.  
50 Pcs

IP65 RATING

3800157620512  
3800157620505



Sensor Compatible: **Yes**  
Voltage/Frequency: **AC:100-240V,50/60Hz**  
Luminous Flux: **60lm**  
LED Type: **SMD**  
CRI: **>80**  
PF: **>0.5**

Beam Angle: **55°**  
Body Type: **PC**  
Color of Fixture: **Black**  
Shape: **Square**  
Dimension: **124x124x27mm**



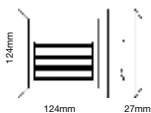
Step Light-Square-IP65  
2W VT-1152-G

SKU: 1325 - 3000K Warm White  
SKU: 1324 - 4000K Day White

Box Qty.  
50 Pcs

IP65 RATING

3800157620536  
3800157620529



Sensor Compatible: **Yes**  
Voltage/Frequency: **AC:100-240V,50/60Hz**  
Luminous Flux: **60lm**  
LED Type: **SMD**  
CRI: **>80**  
PF: **>0.5**

Beam Angle: **55°**  
Body Type: **PC**  
Color of Fixture: **Grey**  
Shape: **Square**  
Dimension: **124x124x27mm**



## Step Light - IP65

**3W**    **VT-1172-B**

 SKU: 1398 - 3000K Warm White  
 SKU: 1399 - 4000K Day White

 3800157628310  
 3800157628327

 Sensor Compatible: **Yes**  
 Voltage/Frequency: **AC:100-240V,50/60Hz**  
 Luminous Flux: **210lm**  
 LED Type: **SMD**  
 CRI: **>80**  
 PF: **>0.5**

 Beam Angle: **90°**  
 Body Type: **PC**  
 Color of Fixture: **Black**  
 Shape: **Square**  
 Dimension: **151x72x154mm**


## Step Light - IP65

**3W**    **VT-1172-G**

 SKU: 1400 - 3000K Warm White  
 SKU: 1401 - 4000K Day White

 3800157628334  
 3800157628341

 Sensor Compatible: **Yes**  
 Voltage/Frequency: **AC:100-240V,50/60Hz**  
 Luminous Flux: **210lm**  
 LED Type: **SMD**  
 CRI: **>80**  
 PF: **>0.5**

 Beam Angle: **90°**  
 Body Type: **PC**  
 Color of Fixture: **Grey**  
 Shape: **Square**  
 Dimension: **151x72x154mm**


## Step Light - IP65

**3W**    **VT-1172-W**

 SKU: 1402 - 3000K Warm White  
 SKU: 1403 - 4000K Day White

 3800157628358  
 3800157628365

 Sensor Compatible: **Yes**  
 Voltage/Frequency: **AC:100-240V,50/60Hz**  
 Luminous Flux: **210lm**  
 LED Type: **SMD**  
 CRI: **>80**  
 PF: **>0.5**

 Beam Angle: **90°**  
 Body Type: **PC**  
 Color of Fixture: **White**  
 Shape: **Square**  
 Dimension: **151x72x154mm**



Step Light-Round-IP65  
**3W VT-1182-B**

SKU: 1404 - 3000K Warm White  
 SKU: 1405 - 4000K Day White

Box Qty.  
**20 Pcs**

**IP65**  
 RATING

3800157628372  
 3800157628389

Sensor Compatible: **Yes**  
 Voltage/Frequency: **AC:100-240V,50/60Hz**  
 Luminous Flux: **210lm**  
 LED Type: **SMD**  
 CRI: **>80**  
 PF: **>0.5**

Beam Angle: **90°**  
 Body Type: **PC**  
 Color of Fixture: **Black**  
 Shape: **Round**  
 Dimension: **Ø166x94mm**



Step Light-Round-IP65  
**3W VT-1182-G**

SKU: 1406 - 3000K Warm White  
 SKU: 1407 - 4000K Day White

Box Qty.  
**20 Pcs**

**IP65**  
 RATING

3800157628396  
 3800157628402

Sensor Compatible: **Yes**  
 Voltage/Frequency: **AC:100-240V,50/60Hz**  
 Luminous Flux: **210lm**  
 LED Type: **SMD**  
 CRI: **>80**  
 PF: **>0.5**

Beam Angle: **90°**  
 Body Type: **PC**  
 Color of Fixture: **Grey**  
 Shape: **Round**  
 Dimension: **Ø166x94mm**



Step Light-Round-IP65  
**3W VT-1182-W**

SKU: 1408 - 3000K Warm White  
 SKU: 1409 - 4000K Day White

Box Qty.  
**20 Pcs**

**IP65**  
 RATING

3800157628419  
 3800157628426

Sensor Compatible: **Yes**  
 Voltage/Frequency: **AC:100-240V,50/60Hz**  
 Luminous Flux: **210lm**  
 LED Type: **SMD**  
 CRI: **>80**  
 PF: **>0.5**

Beam Angle: **90°**  
 Body Type: **PC**  
 Color of Fixture: **White**  
 Shape: **Round**  
 Dimension: **Ø166x94mm**  
 :

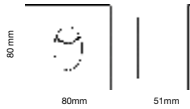


## Steplight-Square

**3W VT-1109**

 SKU: 1209 - 3000K Warm White  
 SKU: 1210 - 4200K Day White

 Box Qty.  
**100 Pcs**

 3800157600255  
 3800157600262

 Sensor Compatible: **Yes**  
 Voltage/Frequency: **AC:100-240V,50/60Hz**  
 Luminous Flux: **120lm**  
 LED Type: **COB**  
 CRI: **>80**  
 PF: **>0.5**

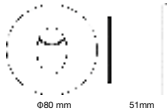
 Beam Angle: **15°**  
 Body Type: **Aluminium**  
 Color of Fixture: **White**  
 Shape: **Square**  
 Dimension: **80x80x51mm**  
 Cutting Size: **62x62mm**


## Steplight-Round

**3W VT-1109RD**

 SKU: 1207 - 3000K Warm White  
 SKU: 1208 - 4200K Day White

 Box Qty.  
**100 Pcs**

 3800157600231  
 3800157600248

 Sensor Compatible: **Yes**  
 Voltage/Frequency: **AC:100-240V,50/60Hz**  
 Luminous Flux: **120lm**  
 LED Type: **COB**  
 CRI: **>80**  
 PF: **>0.5**

 Beam Angle: **15°**  
 Body Type: **Aluminium**  
 Color of Fixture: **White**  
 Shape: **Round**  
 Dimension: **Ø80x51mm**  
 Cutting Size: **Ø62mm**



## Steplight-Square

**3W VT-1143**

SKU: 1284 - 4000K Day White

 Box Qty.  
**100 Pcs**

3800157617307


 Sensor Compatible: **Yes**  
 Voltage/Frequency: **AC:85-265V,50/60Hz**  
 Luminous Flux: **100lm**  
 LED Type: **SMD**  
 CRI: **>80**  
 PF: **>0.5**

 Beam Angle: **83°**  
 Body Type: **Die Cast Aluminium**  
 Color of Fixture: **White**  
 Shape: **Square**  
 Dimension: **84x84x43mm**  
 Cutting Size: **72x72mm**

**new!**



Steplight-Rectangle

6W VT-856-B

SKU: 8348 - 3000K Warm White  
SKU: 8349 - 4000K Day White

Box Qty.  
**50 Pcs**

3800157633383  
3800157633390

Sensor Compatible: **Yes**  
Voltage/Frequency: **AC:100-240V,50/60Hz**  
Luminous Flux: **240lm**  
LED Type: **SMD**  
CRI: **>70**  
PF: **>0.6**

Beam Angle: **120°**  
Body Type: **Aluminium**  
Color of Fixture: **Black**  
Shape: **Rectangle**  
Dimension: **210x65x60mm**  
Cutting Size: **195x46mm**

**new!**



Steplight-Rectangle

6W VT-856-G

SKU: 8350 - 3000K Warm White  
SKU: 8351 - 4000K Day White

Box Qty.  
**50 Pcs**

3800157633406  
3800157633413

Sensor Compatible: **Yes**  
Voltage/Frequency: **AC:100-240V,50/60Hz**  
Luminous Flux: **240lm**  
LED Type: **SMD**  
CRI: **>70**  
PF: **>0.6**

Beam Angle: **120°**  
Body Type: **Aluminium**  
Color of Fixture: **Grey**  
Shape: **Rectangle**  
Dimension: **210x65x60mm**  
Cutting Size: **195x46mm**

**new!**



Steplight-Rectangle

6W VT-856-W

SKU: 8352 - 3000K Warm White  
SKU: 8353 - 4000K Day White

Box Qty.  
**50 Pcs**

3800157633420  
3800157633437

Sensor Compatible: **Yes**  
Voltage/Frequency: **AC:100-240V,50/60Hz**  
Luminous Flux: **240lm**  
LED Type: **SMD**  
CRI: **>70**  
PF: **>0.6**

Beam Angle: **120°**  
Body Type: **Aluminium**  
Color of Fixture: **White**  
Shape: **Rectangle**  
Dimension: **210x65x60mm**  
Cutting Size: **195x46mm**