

V-TAC[®]

INNOVATIVE LED LIGHTING

LED Panels

Performance is key. However, along with performance, customers prefer lighting that is attractive and easy to install. Our all new panels are a combination of all three. They light up all the way to the edges, making them THE perfect aesthetic for your indoor spaces.



- Instant startup: V-TAC's LED Panels power up instantly upon being switched on
- More light. Less Power: 80% lower power consumption than conventional downlights
- Customized exterior for a stronger body
- Five-Year Warranty

^{*}**5** V-TAC[®] PRO
YEAR WARRANTY

*Suitable for 10-12 hours daily, usage of the product for 24 hours a day would void warranty



V-TAC[®]

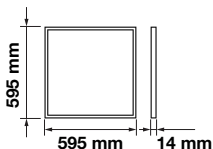
INNOVATIVE LED LIGHTING

Live . Light . Life
www.vtacexports.com | www.v-tac.eu

Square Panels-60x60

45W VT-645

SKU: 632 - 3000K Warm White 3800157634304
SKU: 633 - 4000K Day White 3800157634311
SKU: 634 - 6400K White 3800157634328



3600
Lumens



>80
CRI



>0.9
PF



QUICK CONNECTOR

Voltage/Frequency	LED Type	Beam Angle	Body Type	Dimension	Life span	Box Qty.
AC:220-240V,50Hz	SMD	110°	Aluminum+ PMMA+PP	595x595x14mm	30,000 Hours	6



Live . Light . Life

www.vtacexports.com | www.v-tac.eu

V-TAC®

INNOVATIVE LED LIGHTING

Edge Panels

8W VT-608RD

SKU: 626 - 3000K Warm White
SKU: 627 - 4000K Day White
SKU: 628 - 6400K White

3800157630672
3800157630689
3800157630696



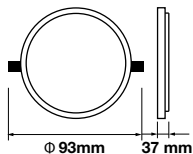
800
Lumens



>80
CRI



>0.5
PF



Cutting Size

Ø 70 mm



QUICK CONNECTOR



Voltage/Frequency	LED Type	Beam Angle	Body Type	Dimension	Life span	Box Qty.
AC:220-240V,50Hz	SMD	120°	ABS+Plastic	Ø93x37mm	30,000 Hours	100

Edge Panels

8W VT-608SQ

SKU: 623 - 3000K Warm White
SKU: 624 - 4000K Day White
SKU: 625 - 6400K White

3800157630641
3800157630658
3800157630665



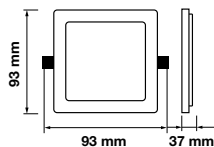
800
Lumens



>80
CRI



>0.5
PF



Cutting Size

70 X 70mm



QUICK CONNECTOR



Voltage/Frequency	LED Type	Beam Angle	Body Type	Dimension	Life span	Box Qty.
AC:220-240V,50Hz	SMD	120°	ABS+Plastic	93x93x37mm	30,000 Hours	100



5 YEARS
WARRANTY



Edge Panels

15W VT-615RD

SKU: 620 - 3000K Warm White
SKU: 621 - 4000K Day White
SKU: 622 - 6400K White

3800157630610
3800157630627
3800157630634



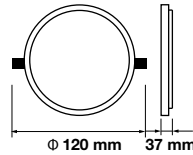
1500
Lumens



>80
CRI



>0.5
PF



Cutting Size

Ø 95 mm



QUICK CONNECTOR

Voltage/Frequency	LED Type	Beam Angle	Body Type	Dimension	Life span	Box Qty.
AC:220-240V,50Hz	SMD	120°	ABS+Plastic	120x37mm	30,000 Hours	40

Edge Panels

15W VT-615SQ

SKU: 617 - 3000K Warm White
SKU: 618 - 4000K Day White
SKU: 619 - 6400K White

3800157630580
3800157630597
3800157630603



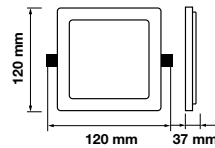
1500
Lumens



>80
CRI



>0.5
PF



Cutting Size

95X 95mm



QUICK CONNECTOR

Voltage/Frequency	LED Type	Beam Angle	Body Type	Dimension	Life span	Box Qty.
AC:220-240V,50Hz	SMD	120°	ABS+Plastic	120x120x37mm	30,000 Hours	40

Live . Light . Life

www.vtacexports.com | www.v-tac.eu

V-TAC®

INNOVATIVE LED LIGHTING

Edge Panels

20W VT-620RD

SKU: 614 - 3000K Warm White
SKU: 615 - 4000K Day White
SKU: 616 - 6400K White

3800157630559
3800157630566
3800157630573



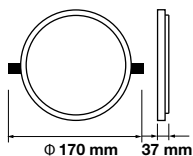
2000
Lumens



>80
CRI



>0.9
PF



Cutting Size

Ø 140 mm



QUICK CONNECTOR

Voltage/Frequency	LED Type	Beam Angle	Body Type	Dimension	Life span	Box Qty.
AC:220-240V,50Hz	SMD	120°	ABS+Plastic	170x37mm	30,000 Hours	40

Edge Panels

20W VT-620SQ

SKU: 611 - 3000K Warm White
SKU: 612 - 4000K Day White
SKU: 613 - 6400K White

3800157630528
3800157630535
3800157630542



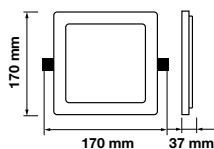
2000
Lumens



>80
CRI



>0.9
PF



Cutting Size

142X 142mm



QUICK CONNECTOR

Voltage/Frequency	LED Type	Beam Angle	Body Type	Dimension	Life span	Box Qty.
AC:220-240V,50Hz	SMD	120°	ABS+Plastic	170x170x37mm	30,000 Hours	40



5 YEARS
WARRANTY

