



CE LVD TEST REPORT

For

LED SMART BULB

Model No.: VT-5010, VT-5011, VT-5119, VT-5110, VT-5113, VT-5117, VT-5124, VT-5021

Applicant : V-TAC EXPORTS LIMITED

ROOM NO.301, KAM ON BUILDING 176A QUEENS ROAD CENTRAL,
CENTRAL, HONGKONG

Manufacturer : V-TAC EXPORTS LIMITED

ROOM NO.301, KAM ON BUILDING 176A QUEENS ROAD CENTRAL,
CENTRAL, HONGKONG

Issued By : Global-Standard Testing Service Co., Ltd.

Room 1505, Building B, Chuangxin Plaza, Pingshan Avenue, Pingshan
District, Shenzhen, China

Tel : +86 755 33863599

Email : market@gstslab.com




Report Number : GST.190821.A101S

Issued Date : November 14, 2019

Date of Report : November 14, 2019

Note:

1. The test data and result is based on the tested sample only.
2. Please verify information in the report on GST web: www.gstslab.com through report number.
3. All rights reserve, the pirate edition investigates necessarily! This report shall not be reproduced unless under the authority of Global-Standard Testing Service Co., Ltd.

TEST REPORT EN 62560: 2012+ A1:2015 Self-ballasted LED-lamps for general lighting services by voltage > 50 V – Safety specifications	
Report reference No.:	GST.190821.A101S
Testing laboratory	Global-Standard Testing Service Co., Ltd.
Location.....:	Room 1505, Building B, Chuangxin Plaza, Pingshan Avenue, Pingshan District, Shenzhen, China
Applicant.....:	V-TAC EXPORTS LIMITED
Address:.....:	ROOM NO.301, KAM ON BUILDING 176A QUEENS ROAD CENTRAL, CENTRAL, HONGKONG
Manufacturer.....:	V-TAC EXPORTS LIMITED
Address:.....:	ROOM NO.301, KAM ON BUILDING 176A QUEENS ROAD CENTRAL, CENTRAL, HONGKONG
Standards.....:	EN 62560: 2012+ A1:2015 EN 60061-1:1993+A57:2018 EN 62031: 2008+A1:2003+A2:2015 EN 61347-1:2015 EN 61347-2-13:2014+A1:2017 EN 62471:2008 EN 62493: 2015
Procedure deviation.....:	N/A
Non-standard test method.....:	N/A
Type of test equipment	LED SMART BULB
Trade mark.....:	
Model/Type designation.....:	VT-5010, VT-5011, VT-5119, VT-5110, VT-5113, VT-5117, VT-5124, VT-5021
Rating.....:	AC220-240V, 50/60Hz, Max.10W.
Copyright blank test report:	Global-Standard Testing Service Co., Ltd.
Test item particulars:	--
Operating Condition	Continuous
Class of equipment	Class II equipment
Protection against ingress of water	IP20

<p>General remarks:</p>	
<p>“(see remark #)” refers to a remark appended to the report.</p> <p>“(see appended table)” refers to a table appended to the report.</p> <p>Throughout this report a comma is used as the decimal separator.</p> <p>The test results presented in this report relate only to the object tested.</p> <p>This report shall not be reproduced except in full without the written approval of the testing laboratory.</p> <p>Until otherwise specified, all tests are done under normal ambient condition 25°C+10°C Max RH: 75% and air pressure of 860 mbar to 1060 mbar.</p>	<p>Attached with:</p> <p>Attachment - A. Photo Documentation</p>
<p>Brief description of the test sample:</p> <ol style="list-style-type: none"> 1. This report covers LED SMART BULB with models VT-5010, VT-5011, VT-5119, VT-5110, VT-5113, VT-5117, VT-5124, VT-5021 are class II LED SMART BULB used for Self-ballasted lamps for general lighting services 2. All the models are the same construction except LED color and LED numbers. The control gear inside lamp with different out voltage have different parameters of secondary components. 3. Model VT-5119 was selected as representative sample . 4. The European standard EN 62471 for LED laser product requirement has considered. 5. Clauses 8,10, 11, 12, 14, 16, 17, 18, 19 and 20 of the European standard test EN61347-2-13 used in conjunction with EN 61347-1 for lamp control gear inside TK-54W have been consideration. 6. The Safety specifications of LED modules for general lighting was evaluated with reference to EN 62031. 7. The European standard EN 62493 for requirement has considered. 	

Possible test case verdicts :	
test case does not apply to the test object	N(/A.)
test object does meet the requirement	P(ass)
test object does not meet the requirement	F(ail)

Name and address of the testing laboratory :

Global-Standard Testing Service Co., Ltd.
 Room 1505, Building B, Chuangxin Plaza, Pingshan Avenue,
 Pingshan District, Shenzhen, China

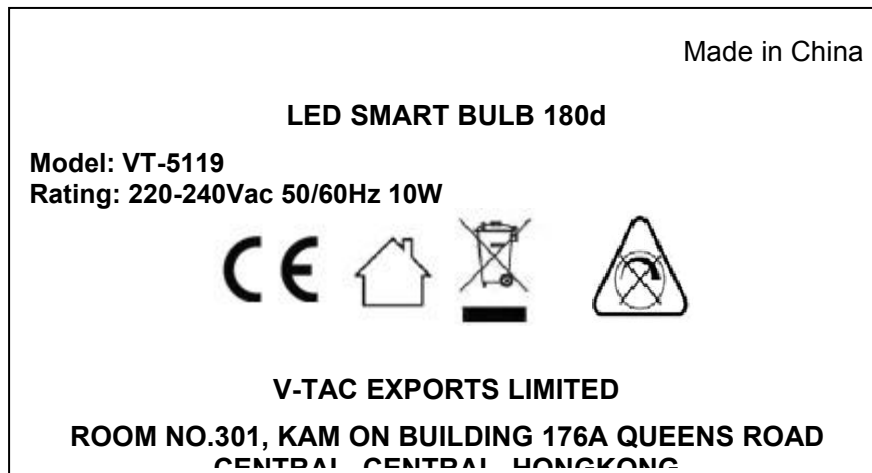
Tested by : John Huang November 11, 2019
 Signature Date
John Huang/ Engineer
 Name/title

Witnessed by: Gloria Wang November 14, 2019
 Signature Date
Gloria Wang / Project Engineer
 Name/title

Approved by : Nico Xie November 14, 2019
 Signature Date

Nico Xie / Manager
 Name/title

Copy of marking plate




Note: Due to similarity of the labels, only above label was listed.

- The above copy of marking plate as an example, All the other models will have the same marking plate except the model name and input rating only and other parameter
- The above markings are the minimum requirements required by the safety standard. For the final productions samples, the additional markings which do not give rise to misunderstanding may be added.
- Height of CE marking at least 5mm, height of WEEE mark at least 7mm, height of other marks at least 5mm, height of letters and numerals at least 2mm.

EN 62560			
Clause	Requirement	Result - Remark	Verd.

4	GENERAL REQUIREMENTS		P
4.1	The lamp shall be so designed and constructed that in normal use cause no danger to the user.		P
4.2	Self-ballasted LED-Lamp are non-repairable.		P

5.	MARKING		P
5.1	Mandatory marking	Model VT-5119 for example	P
	- mark of origin		P
	- rated supply voltage (V).....	220-240VAC	P
	- rated wattage (W).....	10W	P
	- rated frequency (Hz).....	50/60Hz	P
5.2	Addition marking	See label	P
	- burning position		N
	- rated current (A).....		P
	- weight significantly higher	Warning:increased weight of lamp may reduce the mechanical stability of certain luminaires and lampholders and may impair contact making and lamp retention (inthe instruction manual)	P
	- special conditions or restrictions		N
	Not suitable for dimming;symbol used 		P
	- eye protection	The products are classified as exempt group according to IEC 62471:2006.	P
5.3	Marking durable and legible		P
	rubbing 15 s water, 15 s petroleum; marking legible		P
Addition:	Position of the marking	On the body	P
	Language of instructions	English	P
	Suitability for use indoors		P
	Wireways smooth and free from sharp edges		P

EN 62560			
Clause	Requirement – Test	Result - Remark	Verdict

6	INTERCHANGEABILITY		P
6.1	Cap interchangeability in accordance with IEC 60061-1		P
	Gauge in accordance with IEC 60061-3		P
6.2	Bending moment, axial pull and mass		P
	Bending moment imparted by the lamp at the lampholder		P
	Lamp construction withstands axial pull (Nm)		P
	Mass not exceeding value gave in table 2 (kg)		N

7.	PROTECTION AGAINST ACCIDENTAL CONTACT WITH LIVE PARTS		P
	Internal, basic insulated or live metal parts not accessible		P
	Tested with a test finger with a force of 10 N		P
	Compliance checked with appropriate gauges		N
Addition:	Live parts not accessible		P
	Protection in any position		P
	Insulation lacquer not reliable		P
	Class II luminaire:		P
	- insulation-encased, reinforced insulation		P
	- glass protective shields not used as supplementary insulation		P
	Covers have adequate strength		P
	Covers reliably secured		P
	Portable plug connected luminaire with capacitor		N

8.	INSULATION RESISTANCE AND ELECTRIC STRENGTH AFTER HUMIDITY TREATMENT		P
8.1	Insulation resistance and electric strength shall be adequate between live parts of the lamp and accessible parts of the lamp.		P
8.2	After storage 48 h at 91-95% relative humidity and 20-30 °C measuring of insulation resistance with d.c. 500 V (MΩ):		P
	≥ 4 MΩ for double or reinforced insulation :	100 MΩ.	P
8.3	Immediately after clause 8.2 electric strength test for 1 min		P

EN 62560			
Clause	Requirement – Test	Result - Remark	Verdict
	Double or reinforced insulation, 4U + 2000 V	3000	P
	No flashover or breakdown		P

9.	MECHANICAL STRENGTH		P
	Torsion resistance of unused lamps		
9.1	Torque test		P
	B 15 d Cap..... 1.15 Nm		N
	B 22 d Cap..... 3,0 Nm		N
	E 11 Cap..... 0,8 Nm		N
	E 12 Cap..... 0,8 Nm		N
	E 14 Cap..... 1,15 Nm		N
	E 27 Cap..... 1,5 Nm		P
	E 40 Cap..... 1,7 Nm		N
	Cap..... 3,0 Nm		N
	GX 53 Cap..... 3,0 Nm	under consideration	N
9.2	Torsion resistance of lamps after a defined time of usage		N
	Torsion resistance of used lamp	under consideration.	N
9.3	Repetition of clause 8		P
	Clause 8 shall comply after the mechanical strength test.		P
Addition:	Lampholders		N
	Mounting brackets for Edison screw or bayonet-capped lampholders are subjected to testing for 1min, to the following bending moments:		N
	Locked connections:		N
	- fixed arms; torque (Nm).....:		N
	- lampholder; torque (Nm).....:		N
	- push-button switches; torque (Nm).....:		N
	No sharp point or edges		N
	Impact tests:		N
	- fragile parts; energy (Nm).....:		N
	- other parts; energy (Nm).....:		N
	1) live parts		N

EN 62560			
Clause	Requirement – Test	Result - Remark	Verdict
	2) linings		N
	3) protection		N
	4) covers		N
	Straight test finger		N

10	CAP TEMPERATURE RISE		P
	The cap temperature rise Δt_s of the lamp shall not exceed 120 K.		P
	- B22d..... 125K :		N
	- B15d..... 120K :		N
	- E27..... 120K :		P
	- E17..... 125 K :		N
	-G13.....55 K :		N
	- E14..... 120K :		N
	- E27..... 120K :	55.1	P

11	RESISTANCE TO HEAT		P
	External parts of insulating material providing protection against electric shock, and parts of insulating material retaining live parts in position, ball pressure test:		P
	Part tested; temperature (°C); diameter of impression (≤ 2 mm):	See appended table	P
	Part tested; temperature (°C); diameter of impression (≤ 2 mm):		N
	Part tested; temperature (°C); diameter of impression (≤ 2 mm):		N

12.	RESISTANCE TO FLAME AND IGNITION		P
	Parts of insulating material retaining live parts in position and external parts of insulating material providing protection against electric shock, glow-wire test 650 °C		P
	- no flaming drops igniting tissue paper		P
	- flame extinguished within 30s		P

EN 62560			
Clause	Requirement – Test	Result - Remark	Verdict
	Part tested; temperature (°C).....:	See table 11	P
	No visible flame and no sustained glowing		P

13	FAULT CONDITIONS		P
13.2	Extreme electrical conditions (dimmbable lamps)		P
	Lamp withstands overpower condition >15 min.		P
	Lamp fails safe after 15 min overpower condition		N
	Lamp with automatic protective device or power limiter, test performed 15 min. at limit.		P
13.3	Extreme electrical conditions (non-dimmbable lamps)		P
	Tested according 13.2 (as far as possible)		P
13.4	Short-circuit across capacitors	(see appended table)	P
13.5	Fault conditions: where diagram indicates fault condition impairs safety, electronic components have been short-circuited or disconnected	(see appended table)	P
13.6	When operated under fault conditions the lamp		P
	- does not emit flames or molten material		P
	- does not produce flammable gases or smoke		P
	- live parts not accessible		P
	After the tests the insulation resistance with d.c. 1000 V complies with requirements of Cl. 8.1.....		P

14 (16)	CREEPAGE DISTANCES AND CLEARANCES		P
	Creep age distances and clearances according to Table 3 and 4 of IEC 61347-1, as appropriate		P
	Printed boards see clause 14 of IEC 61347-1		P
	Insulating lining of metallic enclosures		N

TABLE		List of critical components and materials		
Component	manufacturers / trademark	Type / model	Value / rating	Approval/ Reference
Fusing Resistor	VISHAY COMPONENTS INDIA PVT LTD	SVR37#S	1/2W, AC 250V	VDE
PCB	DONG GUAN CITY XINXIONG ELECTRONICS	XX-2	V-0, 130°C	UL and test with appliance
E 27 cap	Various	E27	Copper > 62%	NR
LED	RGB LIGHTING WORLD CO., LIMITED	SMD283 5	Vf: 2.8-3.0V; If 60mA, CCT: 4000K; view angle: 120	NR
Internal wire	--	1007	VW-1, 300V, 80°C, 22AWG	UL and test with appliance
Diffuser	CHENGUANG RESEARCH INSTITUTE OF CHEMICAL IND CHINA NATL BLUE STAR CO LTD	PCV0	V-0, 130°C	UL and test with appliance

Test Data table


13	TABLE: tests of fault conditions					
Part	Simulated fault	Result		Hazard		
BD1	240V ,Short circuit	Normal working		NO		
C2	240V ,Short circuit	Fusing resistor broken		NO		
11	TABLE: ball pressure test of thermoplastics			P		
Part	Test temperature (°C)	Impression diameter (mm)	Required impression diameter (mm)			
PCB	125	1.1	≤2.0			
14(16)	TABLE: Clearance And Creep age Distance Measurements					P
clearance cl and creep age distance decry at/of:	Up (V)	U rams. (V)	Required cl (mm)	cl (mm)	required decry (mm)	decry (mm)
L and N on PCB	--	240	1.5	2.9	2.5	2.9
Live parts on driver PCB and accessible part	--	240	3.0	>3.0	3.0	>3.0
Supplementary information:						

Attachment –A
Photo Documentation

<p>Photo 1</p> <p>View:</p> <p><input checked="" type="checkbox"/> Front</p> <p><input type="checkbox"/> Rear</p> <p><input type="checkbox"/> Right side</p> <p><input type="checkbox"/> Left side</p> <p><input type="checkbox"/> Top</p> <p><input type="checkbox"/> Bottom</p> <p><input type="checkbox"/> Internal</p>	
--	---

<p>Photo 2</p> <p>View:</p> <p><input type="checkbox"/> Front</p> <p><input type="checkbox"/> Rear</p> <p><input type="checkbox"/> Right side</p> <p><input type="checkbox"/> Left side</p> <p><input type="checkbox"/> Top</p> <p><input type="checkbox"/> Bottom</p> <p><input checked="" type="checkbox"/> Internal</p>	
--	--

<p>Photo 3</p> <p>View:</p> <p><input type="checkbox"/> Front</p> <p><input type="checkbox"/> Rear</p> <p><input type="checkbox"/> Right side</p> <p><input type="checkbox"/> Left side</p> <p><input type="checkbox"/> Top</p> <p><input type="checkbox"/> Bottom</p> <p><input checked="" type="checkbox"/> Internal</p>	
--	---

<p>Photo 4</p> <p>View:</p> <p><input type="checkbox"/> Front</p> <p><input type="checkbox"/> Rear</p> <p><input type="checkbox"/> Right side</p> <p><input type="checkbox"/> Left side</p> <p><input type="checkbox"/> Top</p> <p><input type="checkbox"/> Bottom</p> <p><input checked="" type="checkbox"/> Internal</p>	
--	--

--END.--