



RoHS TEST REPORT

For

LED panel driver

Model No.: 6004, 6019, 6270, 6427, 6271, 6268, 6269, 6328, 6259, 6436, 6427, 6437, 6386, 8073, 8074, 8075, 738, 739, 740, 741, 742, 743

Applicant : V-TAC EXPORTS LIMITED
ROOM NO.301, KAM ON BUILDING 176A QUEENS ROAD
CENTRAL, CENTRAL, HONGKONG

Manufacturer : V-TAC EXPORTS LIMITED
ROOM NO.301, KAM ON BUILDING 176A QUEENS ROAD
CENTRAL, CENTRAL, HONGKONG

Issued By : Global-Standard Testing Service Co., Ltd.
Room 1911, 1914, Noble Plaza, Qian Jin 1st Road, Bao An district,
Shenzhen, Guangdong, China.

Tel : +86 755 33863599

Email : market@gstslab.com

Report Number : J0120180118006R

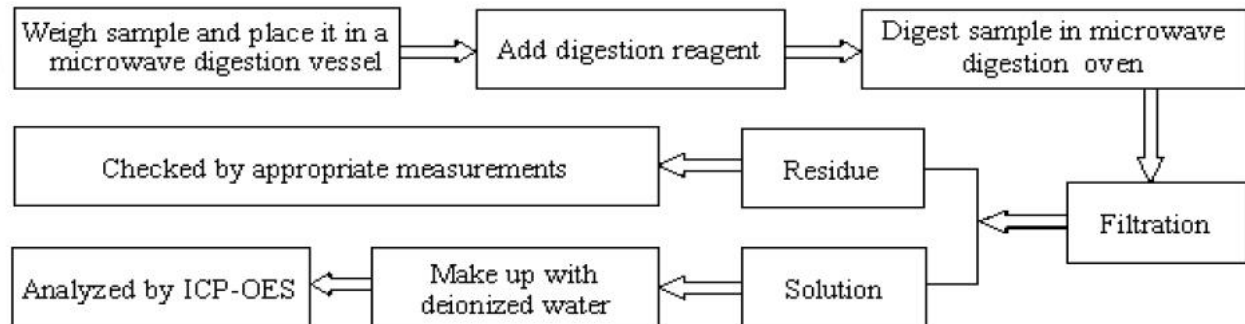
Issued Date : January 23, 2018

Date of Report : January 23, 2018

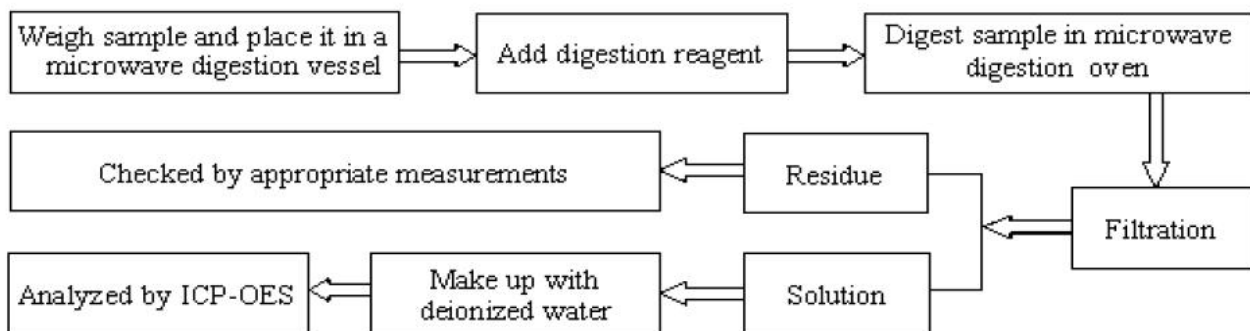
Note:

1. The test data and result is based on the tested sample only.
2. Please verify information in the report on GST web: www.gstslab.com through report number.
3. All rights reserve, the pirate edition investigates necessarily! This report shall not be reproduced unless under the authority of Global-Standard Testing Service Co., Ltd.

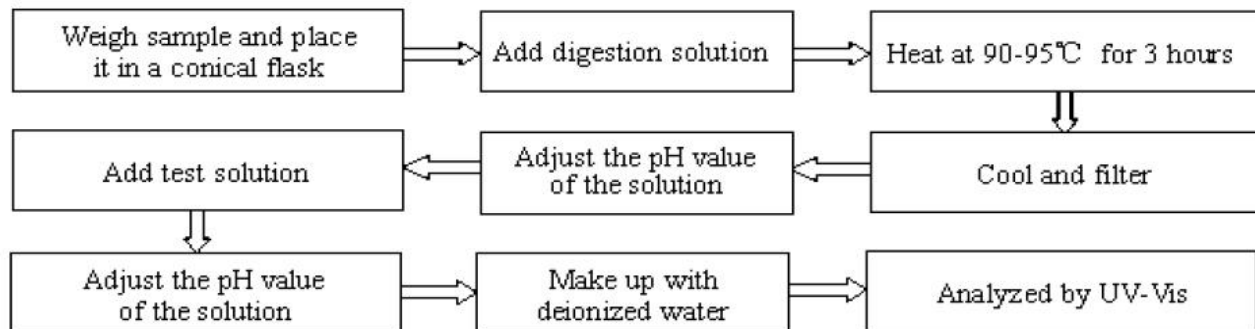
1. Lead(Pb), Cadmium(Cd)



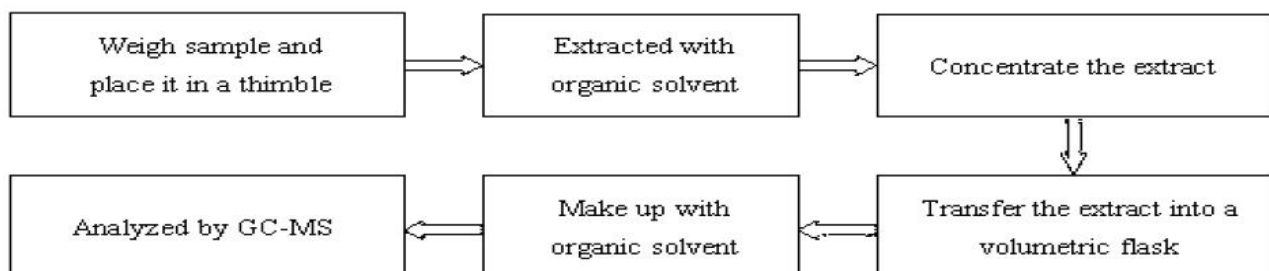
2. Mercury(Hg)



3. Hexavalent Chromium (Cr(VI))



4. Polybrominated Biphenyls (PBBs), Polybrominated Diphenyl Ethers(PBDEs), HBCDD, DBP, DEHP, BBP



Method Detection Limit (MDL) in wet chemical test



Report Reference No.: J0120180118006R

Test Items	Pb	Cd	Hg	PBBs & PBDEs
Unit	mg/kg	mg/kg	mg/kg	mg/kg
MDL	2	2	2	2

Result	:	Pass
Conclusion	:	An independent evaluation on the above-mentioned product(s) has been conducted pursuant to 2011/65/EU of the European Parliament and of the Council of 8 June 2011 on the restriction of the use of certain hazardous substances in electrical and electronic equipment, and concluded that the equipment under evaluation met the legislative requirements of this directive.

Reviewed by

APPROVED
Tim Sun
Manager
January 23, 2018

Test Data Summary

SAMP LE NO.	COMPONENTS	Item	Results of EDXRF (P/F/D)	Results of testing(mg/kg)	Chemical testing limit (mg/kg)	Conclusio n (P/F)
1	Enclosure	Cd	P	N.D.	<100	P
		Cr	P	N.D.	<1000	P
		Hg	P	N.D.	<1000	P
		Pb	P	N.D.	<1000	P
		PBBs	D	N.D.	<1000	P
		PBDEs	D	N.D.	<1000	P
		HBCDD	D	N.D.	<1000	P
		DEHP	D	N.D.	<1000	P
		DBP	D	N.D.	<1000	P
2	Label	Cd	P	N.D.	<100	P
		Cr	P	N.D.	<1000	P
		Hg	P	N.D.	<1000	P
		Pb	P	N.D.	<1000	P
		PBBs	D	N.D.	<1000	P
		PBDEs	D	N.D.	<1000	P
		HBCDD	D	N.D.	<1000	P
		DEHP	D	N.D.	<1000	P
		DBP	D	N.D.	<1000	P
3	Screws	Cd	P	N.D.	<100	P
		Cr	P	N.D.	<1000	P
		Hg	P	N.D.	<1000	P
		Pb	P	N.D.	<1000	P
		PBBs	D	/	<1000	N.A.
		PBDEs	D	/	<1000	N.A.
		HBCDD	D	/	<1000	N.A.
		DEHP	D	/	<1000	N.A.
		DBP	D	/	<1000	N.A.
4	Input wire	Cd	P	N.D.	<100	P
		Cr	P	N.D.	<1000	P
		Hg	P	N.D.	<1000	P
		Pb	P	N.D.	<1000	P
		PBBs	D	N.D.	<1000	P
		PBDEs	D	N.D.	<1000	P
		HBCDD	D	N.D.	<1000	P
		DEHP	D	N.D.	<1000	P
		DBP	D	N.D.	<1000	P
BBP	D	N.D.	<1000	P		

SAMPLE NO.	COMPONENTS	Item	Results of EDXRF (P/F/D)	Results of testing(mg/kg)	Chemical testing limit (mg/kg)	Conclusion (P/F)
5	Output wire	Cd	P	N.D.	<100	P
		Cr	P	N.D.	<1000	P
		Hg	P	N.D.	<1000	P
		Pb	P	N.D.	<1000	P
		PBBs	D	N.D.	<1000	P
		PBDEs	D	N.D.	<1000	P
		HBCDD	D	N.D.	<1000	P
		DEHP	D	N.D.	<1000	P
		DBP	D	N.D.	<1000	P
6	PCB of driver	Cd	P	N.D.	<100	P
		Cr	P	N.D.	<1000	P
		Hg	P	N.D.	<1000	P
		Pb	P	N.D.	<1000	P
		PBBs	D	N.D.	<1000	P
		PBDEs	D	N.D.	<1000	P
		HBCDD	D	N.D.	<1000	P
		DEHP	D	N.D.	<1000	P
		DBP	D	N.D.	<1000	P
7	Input connector	Cd	P	N.D.	<100	P
		Cr	P	N.D.	<1000	P
		Hg	P	N.D.	<1000	P
		Pb	P	N.D.	<1000	P
		PBBs	D	N.D.	<1000	P
		PBDEs	D	N.D.	<1000	P
		HBCDD	D	N.D.	<1000	P
		DEHP	D	N.D.	<1000	P
		DBP	D	N.D.	<1000	P
8	Fuse	Cd	P	N.D.	<100	P
		Cr	P	N.D.	<1000	P
		Hg	P	N.D.	<1000	P
		Pb	P	N.D.	<1000	P
		PBBs	D	N.D.	<1000	P
		PBDEs	D	N.D.	<1000	P
		HBCDD	D	N.D.	<1000	P
		DEHP	D	N.D.	<1000	P
		DBP	D	N.D.	<1000	P
BBP	D	N.D.	<1000	P		

SAMP LE NO.	COMPONENTS	Item	Results of EDXRF (P/F/D)	Results of testing(mg/kg)	Chemical testing limit (mg/kg)	Conclusio n (P/F)
9	Capacitors	Cd	P	N.D.	<100	P
		Cr	P	N.D.	<1000	P
		Hg	P	N.D.	<1000	P
		Pb	P	N.D.	<1000	P
		PBBs	D	N.D.	<1000	P
		PBDEs	D	N.D.	<1000	P
		HBCDD	D	N.D.	<1000	P
		DEHP	D	N.D.	<1000	P
		DBP	D	N.D.	<1000	P
BBP	D	N.D.	<1000	P		
10	Inductance	Cd	P	N.D.	<100	P
		Cr	P	N.D.	<1000	P
		Hg	P	N.D.	<1000	P
		Pb	P	N.D.	<1000	P
		PBBs	D	N.D.	<1000	P
		PBDEs	D	N.D.	<1000	P
		HBCDD	D	N.D.	<1000	P
		DEHP	D	N.D.	<1000	P
		DBP	D	N.D.	<1000	P
BBP	D	N.D.	<1000	P		
11	Varistor	Cd	P	N.D.	<100	P
		Cr	P	N.D.	<1000	P
		Hg	P	N.D.	<1000	P
		Pb	P	N.D.	<1000	P
		PBBs	D	N.D.	<1000	P
		PBDEs	D	N.D.	<1000	P
		HBCDD	D	N.D.	<1000	P
		DEHP	D	N.D.	<1000	P
		DBP	D	N.D.	<1000	P
BBP	D	N.D.	<1000	P		
12	Rectifier	Cd	P	N.D.	<100	P
		Cr	P	N.D.	<1000	P
		Hg	P	N.D.	<1000	P
		Pb	P	N.D.	<1000	P
		PBBs	D	N.D.	<1000	P
		PBDEs	D	N.D.	<1000	P
		HBCDD	D	N.D.	<1000	P
		DEHP	D	N.D.	<1000	P
		DBP	D	N.D.	<1000	P
BBP	D	N.D.	<1000	P		

SAMPLE NO.	COMPONENTS	Item	Results of EDXRF (P/F/D)	Results of testing(mg/kg)	Chemical testing limit (mg/kg)	Conclusion (P/F)
13	Triode	Cd	P	N.D.	<100	P
		Cr	P	N.D.	<1000	P
		Hg	P	N.D.	<1000	P
		Pb	P	N.D.	<1000	P
		PBBs	D	N.D.	<1000	P
		PBDEs	D	N.D.	<1000	P
		HBCDD	D	N.D.	<1000	P
		DEHP	D	N.D.	<1000	P
		DBP	D	N.D.	<1000	P
14	Diodes	Cd	P	N.D.	<100	P
		Cr	P	N.D.	<1000	P
		Hg	P	N.D.	<1000	P
		Pb	P	N.D.	<1000	P
		PBBs	D	N.D.	<1000	P
		PBDEs	D	N.D.	<1000	P
		HBCDD	D	N.D.	<1000	P
		DEHP	D	N.D.	<1000	P
		DBP	D	N.D.	<1000	P
15	Resistor	Cd	P	N.D.	<100	P
		Cr	P	N.D.	<1000	P
		Hg	P	N.D.	<1000	P
		Pb	P	N.D.	<1000	P
		PBBs	D	N.D.	<1000	P
		PBDEs	D	N.D.	<1000	P
		HBCDD	D	N.D.	<1000	P
		DEHP	D	N.D.	<1000	P
		DBP	D	N.D.	<1000	P
16	Transformer	Cd	P	N.D.	<100	P
		Cr	P	N.D.	<1000	P
		Hg	P	N.D.	<1000	P
		Pb	P	N.D.	<1000	P
		PBBs	D	N.D.	<1000	P
		PBDEs	D	N.D.	<1000	P
		HBCDD	D	N.D.	<1000	P
		DEHP	D	N.D.	<1000	P
		DBP	D	N.D.	<1000	P
BBP	D	N.D.	<1000	P		

SAMPLE NO.	COMPONENTS	Item	Results of EDXRF (P/F/D)	Results of testing(mg/kg)	Chemical testing limit (mg/kg)	Conclusion (P/F)
17	Insulation tape of transformer	Cd	P	N.D.	<100	P
		Cr	P	N.D.	<1000	P
		Hg	P	N.D.	<1000	P
		Pb	P	N.D.	<1000	P
		PBBs	D	N.D.	<1000	P
		PBDEs	D	N.D.	<1000	P
		HBCDD	D	N.D.	<1000	P
		DEHP	D	N.D.	<1000	P
		DBP	D	N.D.	<1000	P
18	IC	Cd	P	N.D.	<100	P
		Cr	P	N.D.	<1000	P
		Hg	P	N.D.	<1000	P
		Pb	P	N.D.	<1000	P
		PBBs	D	N.D.	<1000	P
		PBDEs	D	N.D.	<1000	P
		HBCDD	D	N.D.	<1000	P
		DEHP	D	N.D.	<1000	P
		DBP	D	N.D.	<1000	P
19	Optocoupler	Cd	P	N.D.	<100	P
		Cr	P	N.D.	<1000	P
		Hg	P	N.D.	<1000	P
		Pb	P	N.D.	<1000	P
		PBBs	D	N.D.	<1000	P
		PBDEs	D	N.D.	<1000	P
		HBCDD	D	N.D.	<1000	P
		DEHP	D	N.D.	<1000	P
		DBP	D	N.D.	<1000	P
20	Soldering tin	Cd	P	N.D.	<100	P
		Cr	P	N.D.	<1000	P
		Hg	P	N.D.	<1000	P
		Pb	P	N.D.	<1000	P
		PBBs	D	/	<1000	N.A.
		PBDEs	D	/	<1000	N.A.
		HBCDD	D	/	<1000	N.A.
		DEHP	D	/	<1000	N.A.
		DBP	D	/	<1000	N.A.
BBP	D	/	<1000	N.A.		




Report Reference No.: J0120180118006R


Note:


- (1) N.D. = Not detected (<MDL)
- (2) ppm = mg/kg
- (3) N.A. = Not Analyzed
- (4) Negative = the concentration of Hexavalent Chromium extracted from 50cm² sample is less than the detection limit.


Appendix 1


Photo documentation

<p>Photo 1</p> <p>View:</p> <p><input checked="" type="checkbox"/> Front</p> <p><input type="checkbox"/> Rear</p> <p><input type="checkbox"/> Right side</p> <p><input type="checkbox"/> Left side</p> <p><input type="checkbox"/> Top</p> <p><input type="checkbox"/> Bottom</p> <p><input type="checkbox"/> Internal</p>	 <p>A photograph showing the front view of a white V-TAC LED driver. The device is rectangular with a white plastic casing. It is placed on a blue surface next to a black ruler with white markings. The ruler shows the device is approximately 100mm long and 25mm wide. The top surface of the device has printed technical specifications and safety symbols. Two white cables are connected to the device, one on the left and one on the right.</p>
----------------------------------------------------------------------------------------------------------------------------------------------------------------------------------------------------------------------------------------------------------------------------------------------------------------------------	-----------------------------------------------------------------------------------------------------------------------------------------------------------------------------------------------------------------------------------------------------------------------------------------------------------------------------------------------------------------------------------------------------------------------------------------------------------------------------------------------------------------------------------------------

<p>Photo 2</p> <p>View:</p> <p><input type="checkbox"/> Front</p> <p><input checked="" type="checkbox"/> Rear</p> <p><input type="checkbox"/> Right side</p> <p><input type="checkbox"/> Left side</p> <p><input type="checkbox"/> Top</p> <p><input type="checkbox"/> Bottom</p> <p><input type="checkbox"/> Internal</p>	 <p>A photograph showing the rear view of the same white V-TAC LED driver. The device is shown from the back, revealing a plain white surface with some faint markings. Two white cables are connected to the device, one on the left and one on the right. The device is placed on a blue surface.</p>
----------------------------------------------------------------------------------------------------------------------------------------------------------------------------------------------------------------------------------------------------------------------------------------------------------------------------	---------------------------------------------------------------------------------------------------------------------------------------------------------------------------------------------------------------------------------------------------------------------------------------------------------------------------------------------------------------------------------------------

<p>Photo 3</p> <p>View:</p> <p><input type="checkbox"/> Front</p> <p><input type="checkbox"/> Rear</p> <p><input type="checkbox"/> Right side</p> <p><input type="checkbox"/> Left side</p> <p><input type="checkbox"/> Top</p> <p><input type="checkbox"/> Bottom</p> <p><input checked="" type="checkbox"/> Internal</p>	
----------------------------------------------------------------------------------------------------------------------------------------------------------------------------------------------------------------------------------------------------------------------------------------------------------------------------	-------------------------------------------------------------------------------------

<p>Photo 4</p> <p>View:</p> <p><input type="checkbox"/> Front</p> <p><input type="checkbox"/> Rear</p> <p><input type="checkbox"/> Right side</p> <p><input type="checkbox"/> Left side</p> <p><input type="checkbox"/> Top</p> <p><input type="checkbox"/> Bottom</p> <p><input checked="" type="checkbox"/> Internal</p>	
----------------------------------------------------------------------------------------------------------------------------------------------------------------------------------------------------------------------------------------------------------------------------------------------------------------------------	--------------------------------------------------------------------------------------

<p>Photo 5</p> <p>View:</p> <p><input type="checkbox"/> Front</p> <p><input type="checkbox"/> Rear</p> <p><input type="checkbox"/> Right side</p> <p><input type="checkbox"/> Left side</p> <p><input type="checkbox"/> Top</p> <p><input type="checkbox"/> Bottom</p> <p><input checked="" type="checkbox"/> Internal</p>	
----------------------------------------------------------------------------------------------------------------------------------------------------------------------------------------------------------------------------------------------------------------------------------------------------------------------------	-------------------------------------------------------------------------------------

--END.--