



CE RoHS TEST REPORT

For

LED SPOTLIGHT

Model No.: VT-1890, VT-1860 D, VT-2888, VT-1112, VT-2882, VT-1971, VT-2828, VT-1959, VT-2888D, VT-2666, VT-2886, VT-2887, VT-2778, VT-2779, VT-2887D, VT-1975, VT-2889, VT-1933, VT-1932, VT-2002, VT-2095, VT-2107, VT-2108, VT-2096, VT-205, VT-247, VT-247D, VT-227D, VT-277, VT-275, VT-275D, VT-2165, VT-2225, VT-2206, VT-232, VT-291, VT-271, VT-278, VT-227, VT-292, VT-2165D, VT-2244, VT-3333, VT-4444, VT-2305, VT-249

Applicant : V-TAC EXPORTS LIMITED

ROOM NO.301, KAM ON BUILDING 176A QUEENS ROAD
CENTRAL, CENTRAL, HONGKONG

Manufacturer : V-TAC EXPORTS LIMITED

ROOM NO.301, KAM ON BUILDING 176A QUEENS ROAD
CENTRAL, CENTRAL, HONGKONG

Issued By : Global-Standard Testing Service Co., Ltd.

Room 1505 Building B, Chuangxin Plaza, Pingshan Avenue,
Pingshan District, Shenzhen, China

Tel : +86 755 33863599

Email : market@gstslab.com



Report Number : J02.06.0182R-R4

Issued Date : December 26, 2019

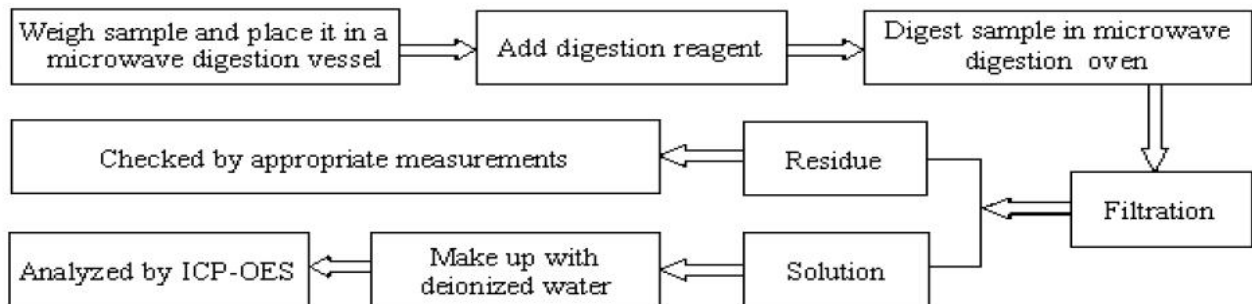
Date of Report : December 26, 2019

Note:

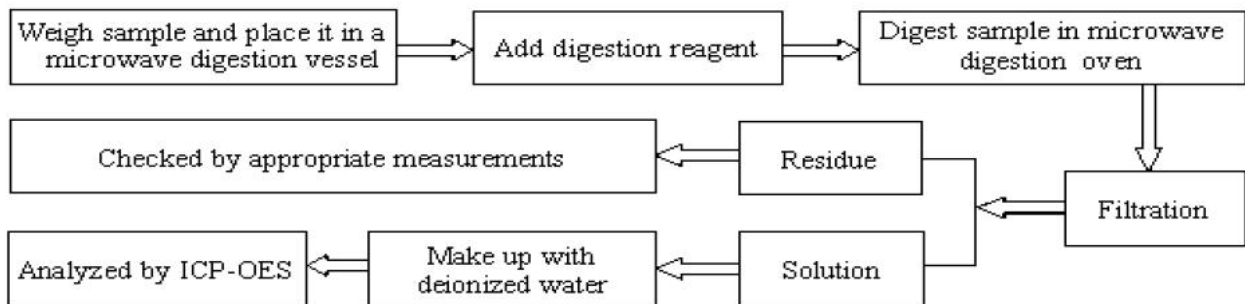
- 1 The test data and result is based on the tested sample only.
- 2 Please verify information in the report on GST web: www.gstslab.com through report number.
- 3 All rights reserve, the pirate edition investigates necessarily! This report shall not be reproduced unless under the authority of Global-Standard Testing Service Co., Ltd.
- 4 This report is based on report J02.06.0182R-R3 which issued on April 19,2019.

Test process

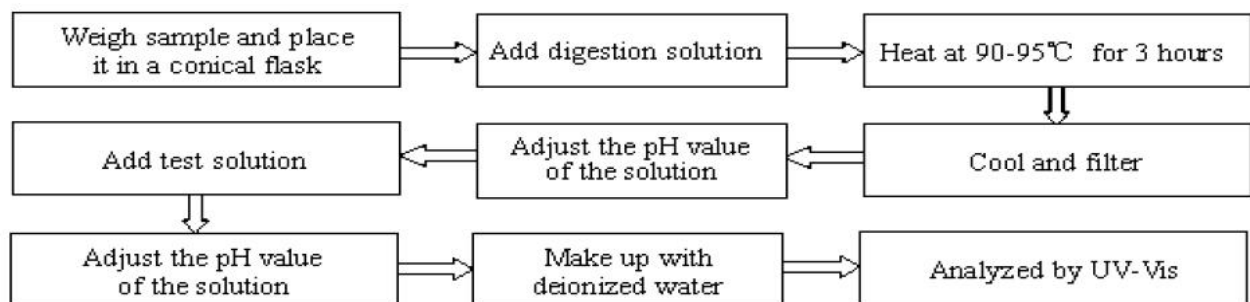
1. Lead(Pb), Cadmium(Cd)



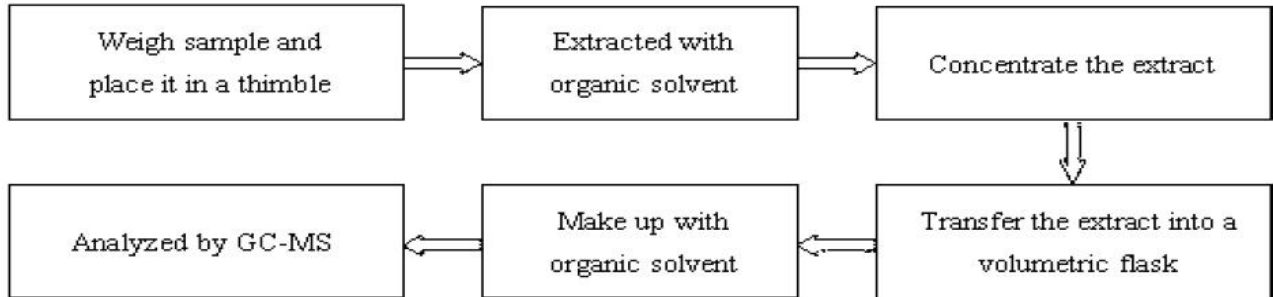
2. Mercury(Hg)



3. Hexavalent Chromium (Cr(VI))



4. Polybrominated Biphenyls (PBBs), Polybrominated Diphenyl Ethers(PBDEs) , HBCDD, DBP, DEHP, BBP



Method Detection Limit (MDL) in wet chemical test

Test Items	Pb	Cd	Hg	PBBs & PBDEs
Unit	mg/kg	mg/kg	mg/kg	mg/kg
MDL	2	2	2	2

Result :	Pass
Conclusion :	An independent evaluation on the above-mentioned product(s) has been conducted pursuant to 2011/65/EU and (EN)2015/863 of the European Parliament and of the Council of 8 June 2011 on the restriction of the use of certain hazardous substances in electrical and electronic equipment, and concluded that the equipment under evaluation met the legislative requirements of this directive.

Reviewed by



Test Data Summary:

SAMPLE NO.	COMPONENTS	Item	Results of EDXRF (P/F/D)	Results of testing (mg/kg)	Chemical testing limit (mg/kg)	Conclusion (P/F)
1	GU10 Lamp cap	Cd	P	N.D.	<100	P
		Cr	P	N.D.	<1000	P
		Hg	P	N.D.	<1000	P
		Pb	P	N.D.	<1000	P
		PBBs	D	/	<1000	P
		PBDEs	D	/	<1000	P
		HBCDD	D	/	<1000	P
		DEHP	D	/	<1000	P
		DBP	D	/	<1000	P
BBP	D	/	<1000	P		
2	LED lampshade	Cd	P		<100	P
		Cr	P	/	<1000	P
		Hg	P	N.D.	<1000	P
		Pb	P	N.D.	<1000	P
		PBBs	D	N.D.	<1000	P
		PBDEs	D	N.D.	<1000	P
		HBCDD	D	N.D.	<1000	P
		DEHP	D	N.D.	<1000	P
		DBP	D	N.D.	<1000	P
BBP	D	N.D.	<1000	P		
3	Plastic enclosure	Cd	P	N.D.	<100	P
		Cr	P	N.D.	<1000	P
		Hg	P	N.D.	<1000	P
		Pb	P	N.D.	<1000	P
		PBBs	D	N.D.	<1000	P
		PBDEs	D	N.D.	<1000	P
		HBCDD	D	N.D.	<1000	P
		DEHP	D	N.D.	<1000	P
		DBP	D	N.D.	<1000	P
BBP	D	N.D.	<1000	P		
4	Lamp base	Cd	P	N.D.	<100	P
		Cr	P	/	<1000	P
		Hg	P	N.D.	<1000	P
		Pb	P	N.D.	<1000	P
		PBBs	D	N.D.	<1000	P
		PBDEs	D	N.D.	<1000	P
		HBCDD	D	N.D.	<1000	P
		DEHP	D	N.D.	<1000	P
		DBP	D	N.D.	<1000	P
BBP	D	N.D.	<1000	P		

5	PCB	Cd	P	N.D.	<100	P
		Cr	P	N.D.	<1000	P
		Hg	P	N.D.	<1000	P
		Pb	P	N.D.	<1000	P
		PBBs	D	N.D.	<1000	P
		PBDEs	D	N.D.	<1000	P
		HBCDD	D	N.D.	<1000	P
		DEHP	D	N.D.	<1000	P
		DBP	D	N.D.	<1000	P
		BBP	D	N.D.	<1000	P
6	LED body	Cd	P	N.D.	<100	P
		Cr	P	N.D.	<1000	P
		Hg	P	N.D.	<1000	P
		Pb	P	N.D.	<1000	P
		PBBs	D	N.D.	<1000	P
		PBDEs	D	N.D.	<1000	P
		HBCDD	D	N.D.	<1000	P
		DEHP	D	N.D.	<1000	P
		DBP	D	N.D.	<1000	P
		BBP	D	N.D.	<1000	P
7	Internal wire	Cd	P	N.D.	<100	P
		Cr	P	N.D.	<1000	P
		Hg	P	N.D.	<1000	P
		Pb	P	N.D.	<1000	P
		PBBs	D	N.D.	<1000	P
		PBDEs	D	N.D.	<1000	P
		HBCDD	D	N.D.	<1000	P
		DEHP	D	N.D.	<1000	P
		DBP	D	N.D.	<1000	P
		BBP	D	N.D.	<1000	P

Note:

(1) N.D. = Not detected (<MDL)


(2) ppm = mg/kg


(3) N.A. = Not Analyzed

(4) Negative = the concentration of Hexavalent Chromium extracted from 50cm² sample is less than the detection limit.

Appendix 1

Photo Documentation

<p>Photo 1</p> <p>View:</p> <p><input checked="" type="checkbox"/> Front</p> <p><input type="checkbox"/> Rear</p> <p><input type="checkbox"/> Right side</p> <p><input type="checkbox"/> Left side</p> <p><input type="checkbox"/> Top</p> <p><input type="checkbox"/> Bottom</p> <p><input type="checkbox"/> Internal</p>	
--	---

<p>Photo 2</p> <p>View:</p> <p><input checked="" type="checkbox"/> Front</p> <p><input type="checkbox"/> Rear</p> <p><input type="checkbox"/> Right side</p> <p><input type="checkbox"/> Left side</p> <p><input type="checkbox"/> Top</p> <p><input type="checkbox"/> Bottom</p> <p><input type="checkbox"/> Internal</p>	
--	--

END.