



RoHS TEST REPORT

For

LED LINEAR HIGHBAY

Model No.: VT-9108, VT-9158, VT-9208, VT-9308, VT-9-112, VT-9-152, VT-9-202, VT-9159,
VT-9209, VT-9-109

Applicant : V-TAC EXPORTS LIMITED
ROOM NO.301, KAM ON BUILDING 176A QUEENS ROAD CENTRAL,
CENTRAL, HONGKONG

Manufacturer : V-TAC EXPORTS LIMITED
ROOM NO.301, KAM ON BUILDING 176A QUEENS ROAD CENTRAL,
CENTRAL, HONGKONG

Issued By : Global-Standard Testing Service Co., Ltd.
Room 1505, Building B, Chuangxin Plaza, Pingshan Avenue, Pingshan
District, Shenzhen, China

Tel : +86 755 33863599

Email : market@gstslab.com

Report Number : GST.190416.A008R

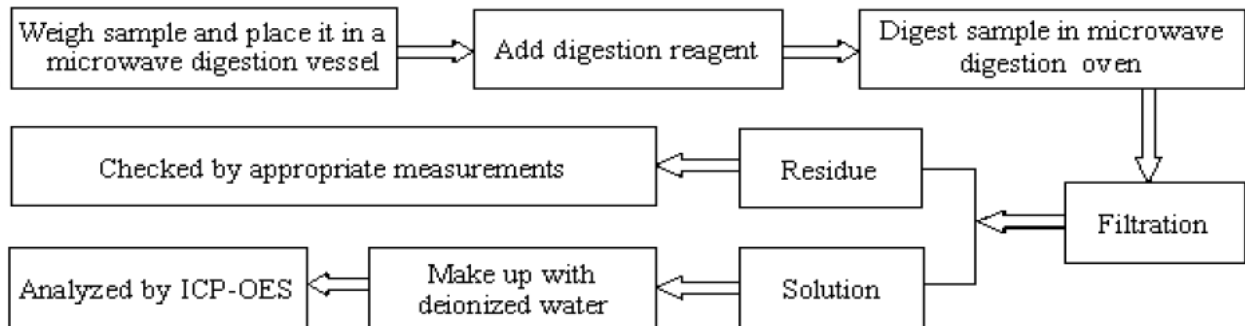
Issued Date : April 26, 2019

Date of Report : April 26, 2019

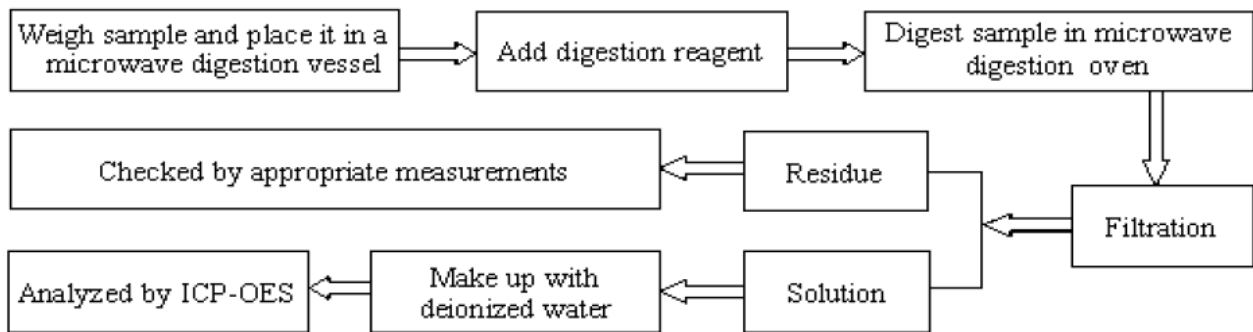
Note:

1. The test data and result is based on the tested sample only.
2. Please verify information in the report on GST web: www.gstslab.com through report number.
3. All rights reserve, the pirate edition investigates necessarily! This report shall not be reproduced unless under the authority of Global-Standard Testing Service Co., Ltd.

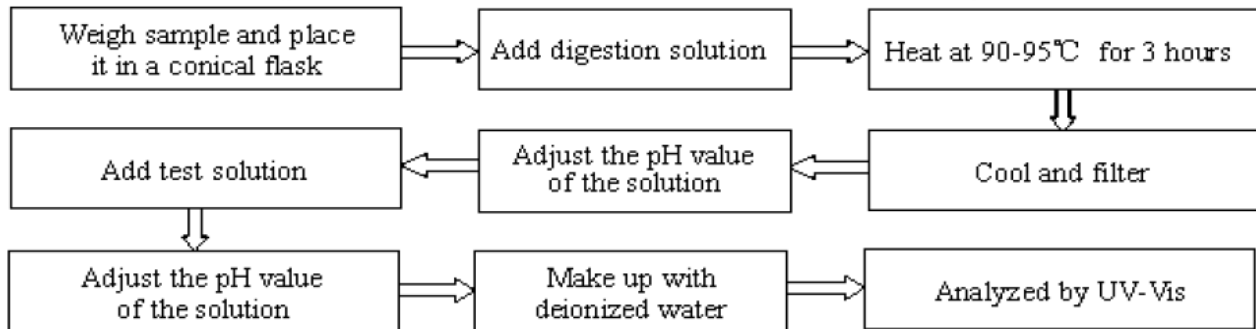
1. Lead(Pb), Cadmium(Cd)



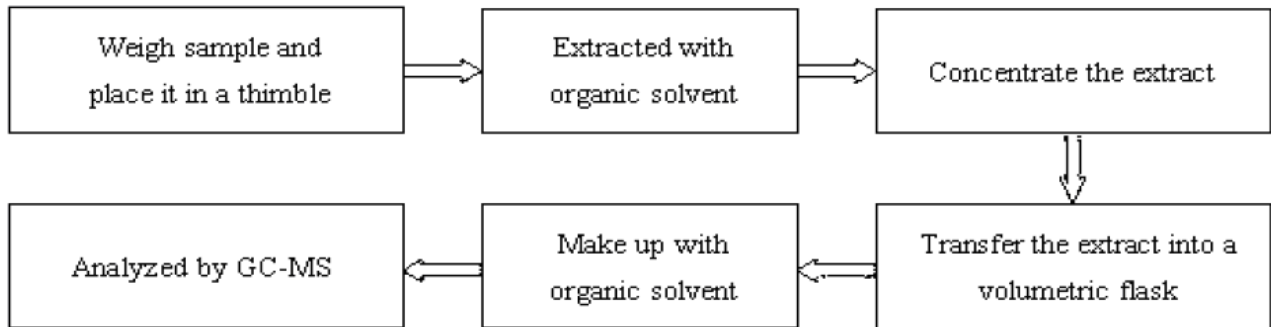
2. Mercury(Hg)



3. Hexavalent Chromium (Cr(VI))



**4. Polybrominated Biphenyls (PBBs), Polybrominated Diphenyl Ethers(PBDEs) ,
HBCDD, DBP, DEHP, BBP**



Method Detection Limit (MDL) in wet chemical test

Test Items	Pb	Cd	Hg	PBBs & PBDEs
Unit	mg/kg	mg/kg	mg/kg	mg/kg
MDL	2	2	2	2

Result	:	Pass
Conclusion	:	An independent evaluation on the above-mentioned product(s) has been conducted pursuant to 2011/65/EU and (EN)2015/863 of the European Parliament and of the Council of 8 June 2011 on the restriction of the use of certain hazardous substances in electrical and electronic equipment, and concluded that the equipment under evaluation met the legislative requirements of this directive.



Test Data Summary

SAMPLE NO.	COMPONENTS	Item	Results of EDXRF (P/F/D)	Results of testing(mg/kg)	Chemical testing limit (mg/kg)	Conclusion (P/F)
1	Supply cord	Cd	P	N.D.	<100	P
		Cr	P	N.D.	<1000	P
		Hg	P	N.D.	<1000	P
		Pb	P	N.D.	<1000	P
		PBBs	D	N.D.	<1000	P
		PBDEs	D	N.D.	<1000	P
		HBCDD	D	N.D.	<1000	P
		DEHP	D	N.D.	<1000	P
		DBP	D	N.D.	<1000	P
2	Connector	Cd	P	N.D.	<100	P
		Cr	P	N.D.	<1000	P
		Hg	P	N.D.	<1000	P
		Pb	P	N.D.	<1000	P
		PBBs	D	N.D.	<1000	P
		PBDEs	D	N.D.	<1000	P
		HBCDD	D	N.D.	<1000	P
		DEHP	D	N.D.	<1000	P
		DBP	D	N.D.	<1000	P
3	Metal enclosure	Cd	P	N.D.	<100	P
		Cr	P	N.D.	<1000	P
		Hg	P	N.D.	<1000	P
		Pb	P	N.D.	<1000	P
		PBBs	D	/	<1000	N.A.
		PBDEs	D	/	<1000	N.A.
		HBCDD	D	/	<1000	N.A.
		DEHP	D	/	<1000	N.A.
		DBP	D	/	<1000	N.A.
4	LED diffuser	Cd	P	N.D.	<100	P
		Cr	P	N.D.	<1000	P
		Hg	P	N.D.	<1000	P
		Pb	P	N.D.	<1000	P
		PBBs	D	N.D.	<1000	P
		PBDEs	D	N.D.	<1000	P
		HBCDD	D	N.D.	<1000	P
		DEHP	D	N.D.	<1000	P
		DBP	D	N.D.	<1000	P
BBP	D	N.D.	<1000	P		

SAMP LE NO.	COMPONENTS	Item	Results of EDXRF (P/F/D)	Results of testing(mg/kg)	Chemical testing limit (mg/kg)	Conclusio n (P/F)
5	Screws	Cd	P	N.D.	<100	P
		Cr	P	N.D.	<1000	P
		Hg	P	N.D.	<1000	P
		Pb	P	N.D.	<1000	P
		PBBs	D	/	<1000	N.A.
		PBDEs	D	/	<1000	N.A.
		HBCDD	D	/	<1000	N.A.
		DEHP	D	/	<1000	N.A.
		DBP	D	/	<1000	N.A.
		BBP	D	/	<1000	N.A.
6	LED PCB	Cd	P	N.D.	<100	P
		Cr	P	N.D.	<1000	P
		Hg	P	N.D.	<1000	P
		Pb	P	N.D.	<1000	P
		PBBs	D	N.D.	<1000	P
		PBDEs	D	N.D.	<1000	P
		HBCDD	D	N.D.	<1000	P
		DEHP	D	N.D.	<1000	P
		DBP	D	N.D.	<1000	P
		BBP	D	N.D.	<1000	P
7	LED	Cd	P	N.D.	<100	P
		Cr	P	N.D.	<1000	P
		Hg	P	N.D.	<1000	P
		Pb	P	N.D.	<1000	P
		PBBs	D	N.D.	<1000	P
		PBDEs	D	N.D.	<1000	P
		HBCDD	D	N.D.	<1000	P
		DEHP	D	N.D.	<1000	P
		DBP	D	N.D.	<1000	P
		BBP	D	N.D.	<1000	P
8	Internal wire	Cd	P	N.D.	<100	P
		Cr	P	N.D.	<1000	P
		Hg	P	N.D.	<1000	P
		Pb	P	N.D.	<1000	P
		PBBs	D	N.D.	<1000	P
		PBDEs	D	N.D.	<1000	P
		HBCDD	D	N.D.	<1000	P
		DEHP	D	N.D.	<1000	P
		DBP	D	N.D.	<1000	P
		BBP	D	N.D.	<1000	P

SAMPLE NO.	COMPONENTS	Item	Results of EDXRF (P/F/D)	Results of testing(mg/kg)	Chemical testing limit (mg/kg)	Conclusion (P/F)
9	Enclosure of LED driver	Cd	P	N.D.	<100	P
		Cr	P	N.D.	<1000	P
		Hg	P	N.D.	<1000	P
		Pb	P	N.D.	<1000	P
		PBBs	D	/	<1000	N.A.
		PBDEs	D	/	<1000	N.A.
		HBCDD	D	/	<1000	N.A.
		DEHP	D	/	<1000	N.A.
		DBP	D	/	<1000	N.A.
10	PCB of LED driver	Cd	P	N.D.	<100	P
		Cr	P	N.D.	<1000	P
		Hg	P	N.D.	<1000	P
		Pb	P	N.D.	<1000	P
		PBBs	D	N.D.	<1000	P
		PBDEs	D	N.D.	<1000	P
		HBCDD	D	N.D.	<1000	P
		DEHP	D	N.D.	<1000	P
		DBP	D	N.D.	<1000	P
		BBP	D	N.D.	<1000	P
11	Fuse	Cd	P	N.D.	<100	P
		Cr	P	N.D.	<1000	P
		Hg	P	N.D.	<1000	P
		Pb	P	N.D.	<1000	P
		PBBs	D	N.D.	<1000	P
		PBDEs	D	N.D.	<1000	P
		HBCDD	D	N.D.	<1000	P
		DEHP	D	N.D.	<1000	P
		DBP	D	N.D.	<1000	P
		BBP	D	N.D.	<1000	P
12	Capacitors	Cd	P	N.D.	<100	P
		Cr	P	N.D.	<1000	P
		Hg	P	N.D.	<1000	P
		Pb	P	N.D.	<1000	P
		PBBs	D	N.D.	<1000	P
		PBDEs	D	N.D.	<1000	P
		HBCDD	D	N.D.	<1000	P
		DEHP	D	N.D.	<1000	P
		DBP	D	N.D.	<1000	P
BBP	D	N.D.	<1000	P		

SAMP LE NO.	COMPONENTS	Item	Results of EDXRF (P/F/D)	Results of testing(mg/kg)	Chemical testing limit (mg/kg)	Conclusio n (P/F)
13	Inductance	Cd	P	N.D.	<100	P
		Cr	P	N.D.	<1000	P
		Hg	P	N.D.	<1000	P
		Pb	P	N.D.	<1000	P
		PBBs	D	N.D.	<1000	P
		PBDEs	D	N.D.	<1000	P
		HBCDD	D	N.D.	<1000	P
		DEHP	D	N.D.	<1000	P
		DBP	D	N.D.	<1000	P
14	IC	Cd	P	N.D.	<100	P
		Cr	P	N.D.	<1000	P
		Hg	P	N.D.	<1000	P
		Pb	P	N.D.	<1000	P
		PBBs	D	N.D.	<1000	P
		PBDEs	D	N.D.	<1000	P
		HBCDD	D	N.D.	<1000	P
		DEHP	D	N.D.	<1000	P
		DBP	D	N.D.	<1000	P
15	Resistors	Cd	P	N.D.	<100	P
		Cr	P	N.D.	<1000	P
		Hg	P	N.D.	<1000	P
		Pb	P	N.D.	<1000	P
		PBBs	D	N.D.	<1000	P
		PBDEs	D	N.D.	<1000	P
		HBCDD	D	N.D.	<1000	P
		DEHP	D	N.D.	<1000	P
		DBP	D	N.D.	<1000	P
16	Diode	Cd	P	N.D.	<100	P
		Cr	P	N.D.	<1000	P
		Hg	P	N.D.	<1000	P
		Pb	P	N.D.	<1000	P
		PBBs	D	N.D.	<1000	P
		PBDEs	D	N.D.	<1000	P
		HBCDD	D	N.D.	<1000	P
		DEHP	D	N.D.	<1000	P
		DBP	D	N.D.	<1000	P
BBP	D	N.D.	<1000	P		

SAMPLE NO.	COMPONENTS	Item	Results of EDXRF (P/F/D)	Results of testing(mg/kg)	Chemical testing limit (mg/kg)	Conclusion (P/F)
17	Triode	Cd	P	N.D.	<100	P
		Cr	P	N.D.	<1000	P
		Hg	P	N.D.	<1000	P
		Pb	P	N.D.	<1000	P
		PBBs	D	N.D.	<1000	P
		PBDEs	D	N.D.	<1000	P
		HBCDD	D	N.D.	<1000	P
		DEHP	D	N.D.	<1000	P
		DBP	D	N.D.	<1000	P
18	Soldering tin	Cd	P	N.D.	<100	P
		Cr	P	N.D.	<1000	P
		Hg	P	N.D.	<1000	P
		Pb	P	N.D.	<1000	P
		PBBs	D	/	<1000	N.A.
		PBDEs	D	/	<1000	N.A.
		HBCDD	D	/	<1000	N.A.
		DEHP	D	/	<1000	N.A.
		DBP	D	/	<1000	N.A.
19	Transformer	Cd	P	N.D.	<100	P
		Cr	P	N.D.	<1000	P
		Hg	P	N.D.	<1000	P
		Pb	P	N.D.	<1000	P
		PBBs	D	N.D.	<1000	P
		PBDEs	D	N.D.	<1000	P
		HBCDD	D	N.D.	<1000	P
		DEHP	D	N.D.	<1000	P
		DBP	D	N.D.	<1000	P
20	Varistor	Cd	P	N.D.	<100	P
		Cr	P	N.D.	<1000	P
		Hg	P	N.D.	<1000	P
		Pb	P	N.D.	<1000	P
		PBBs	D	N.D.	<1000	P
		PBDEs	D	N.D.	<1000	P
		HBCDD	D	N.D.	<1000	P
		DEHP	D	N.D.	<1000	P
		DBP	D	N.D.	<1000	P
BBP	D	N.D.	<1000	P		

SAMP LE NO.	COMPONENTS	Item	Results of EDXRF (P/F/D)	Results of testing(mg/kg)	Chemical testing limit (mg/kg)	Conclusio n (P/F)
22	Other metal accessories	Cd	P	N.D.	<100	P
		Cr	P	N.D.	<1000	P
		Hg	P	N.D.	<1000	P
		Pb	P	N.D.	<1000	P
		PBBs	D	/	<1000	N.A.
		PBDEs	D	/	<1000	N.A.
		HBCDD	D	/	<1000	N.A.
		DEHP	D	/	<1000	N.A.
		DBP	D	/	<1000	N.A.
BBP	D	/	<1000	N.A.		
23	Other plastic accessories	Cd	P	N.D.	<100	P
		Cr	P	N.D.	<1000	P
		Hg	P	N.D.	<1000	P
		Pb	P	N.D.	<1000	P
		PBBs	D	N.D.	<1000	P
		PBDEs	D	N.D.	<1000	P
		HBCDD	D	N.D.	<1000	P
		DEHP	D	N.D.	<1000	P
		DBP	D	N.D.	<1000	P
BBP	D	N.D.	<1000	P		

Note:

(1) N.D. = Not detected (<MDL)

(2) ppm = mg/kg

(3) N.A. = Not Analyzed


(4) Negative = the concentration of Hexavalent Chromium extracted from 50cm² sample is less than the detection limit.

Appendix 1


Photo documentation

<p>Photo 1</p> <p>View:</p> <p><input checked="" type="checkbox"/> Front</p> <p><input type="checkbox"/> Rear</p> <p><input type="checkbox"/> Right side</p> <p><input type="checkbox"/> Left side</p> <p><input type="checkbox"/> Top</p> <p><input type="checkbox"/> Bottom</p> <p><input type="checkbox"/> Internal</p>	
--	---

<p>Photo 2</p> <p>View:</p> <p><input type="checkbox"/> Front</p> <p><input checked="" type="checkbox"/> Rear</p> <p><input type="checkbox"/> Right side</p> <p><input type="checkbox"/> Left side</p> <p><input type="checkbox"/> Top</p> <p><input type="checkbox"/> Bottom</p> <p><input type="checkbox"/> Internal</p>	
--	--

<p>Photo 3</p> <p>View:</p> <p><input type="checkbox"/> Front</p> <p><input type="checkbox"/> Rear</p> <p><input checked="" type="checkbox"/> Right side</p> <p><input type="checkbox"/> Left side</p> <p><input type="checkbox"/> Top</p> <p><input type="checkbox"/> Bottom</p> <p><input type="checkbox"/> Internal</p>	
--	---

<p>Photo 4</p> <p>View:</p> <p><input type="checkbox"/> Front</p> <p><input type="checkbox"/> Rear</p> <p><input type="checkbox"/> Right side</p> <p><input type="checkbox"/> Left side</p> <p><input type="checkbox"/> Top</p> <p><input type="checkbox"/> Bottom</p> <p><input checked="" type="checkbox"/> Internal</p>	
--	--

<p>Photo 5</p> <p>View:</p> <p><input type="checkbox"/> Front</p> <p><input type="checkbox"/> Rear</p> <p><input type="checkbox"/> Right side</p> <p><input type="checkbox"/> Left side</p> <p><input type="checkbox"/> Top</p> <p><input type="checkbox"/> Bottom</p> <p><input checked="" type="checkbox"/> Internal</p>	 <p>The image shows the internal components of a device, laid out on a blue surface. Two power supply units are visible, connected by various colored wires (red, green, yellow, blue, black). The components are housed in a black metal casing, with two small black plastic covers visible on the left and right sides.</p>
--	---

--END.--