



CE RoHS TEST REPORT

For

LED HIGHBAY LIGHT

Model No.: VT-9111, VT-9166, VT-9500

Applicant : V-TAC EXPORTS LIMITED

ROOM NO.301, KAM ON BUILDING 176A QUEENS ROAD
CENTRAL, CENTRAL, HONGKONG

Manufacturer : V-TAC EXPORTS LIMITED

ROOM NO.301, KAM ON BUILDING 176A QUEENS ROAD
CENTRAL, CENTRAL, HONGKONG

Issued By : Global-Standard Testing Service Co., Ltd.

Room 1911, 1914, Noble Plaza, Qian Jin 1st Road,
Bao An district, Shenzhen, Guangdong, China.

Tel : +86 755 33863599

Email : market@gstslab.com



Report Number : J02.06.0192R

Issued Date : July 11, 2017

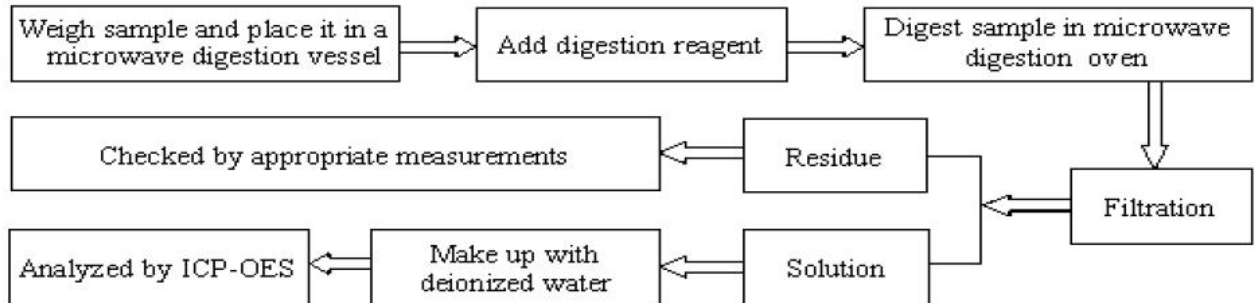
Date of Report : July 11, 2017

Note:

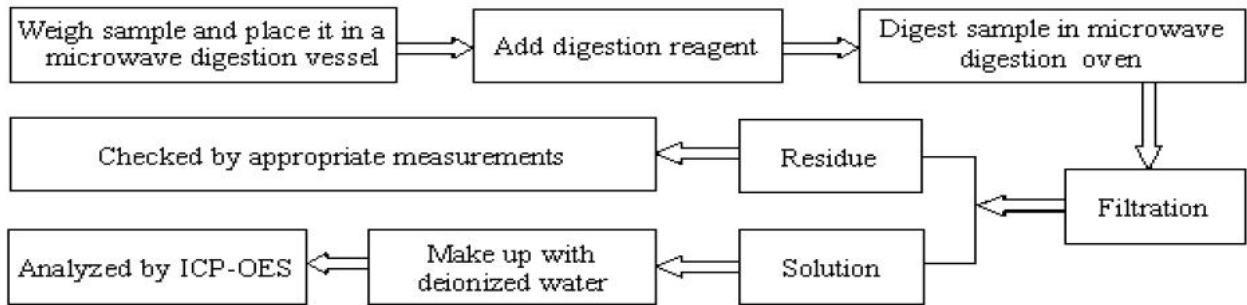
- 1 The test data and result is based on the tested sample only.
- 2 Please verify information in the report on GST web: www.gstslab.com through report number.
- 3 All rights reserve, the pirate edition investigates necessarily! This report shall not be reproduced unless under the authority of Global-Standard Testing Service Co., Ltd.

Test process

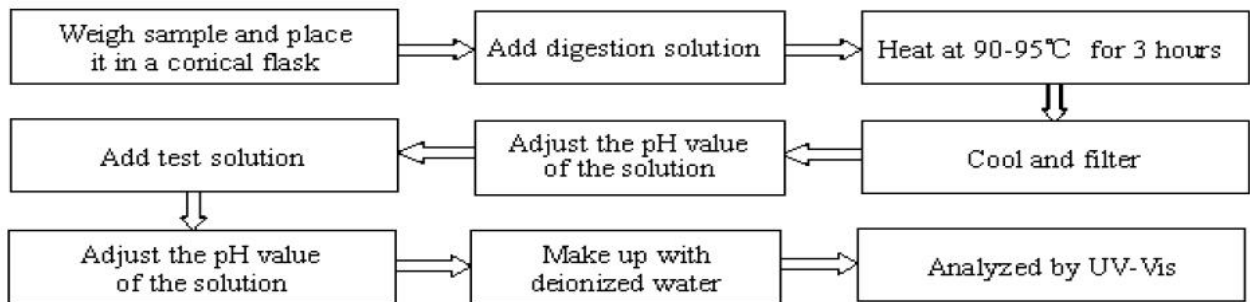
1. Lead(Pb), Cadmium(Cd)



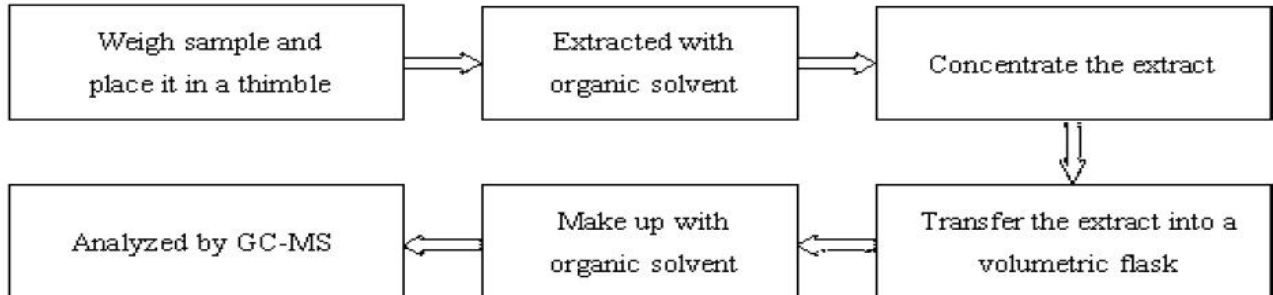
2. Mercury(Hg)



3. Hexavalent Chromium (Cr(VI))



4. Polybrominated Biphenyls (PBBs), Polybrominated Diphenyl Ethers(PBDEs) , HBCDD, DBP, DEHP, BBP



Method Detection Limit (MDL) in wet chemical test

Test Items	Pb	Cd	Hg	PBBs & PBDEs
Unit	mg/kg	mg/kg	mg/kg	mg/kg
MDL	2	2	2	2

Result	Pass
Conclusion	An independent evaluation on the above-mentioned product(s) has been conducted pursuant to 2011/65/EU of the European Parliament and of the Council of 8 June 2011 on the restriction of the use of certain hazardous substances in electrical and electronic equipment, and concluded that the equipment under evaluation met the legislative requirements of this directive.

Reviewed by



Test Data Summary:

SAMPLE NO.	COMPONENTS	Item	Results of EDXRF (P/F/D)	Results of testing(mg/kg)	Chemical testing limit (mg/kg)	Conclusion (P/F)
1	Metal enclosure	Cd	P	N.D.	<100	P
		Cr	P	N.D.	<1000	P
		Hg	P	N.D.	<1000	P
		Pb	P	N.D.	<1000	P
		PBBs	D	/	<1000	N.A.
		PBDEs	D	/	<1000	N.A.
		HBCDD	D	/	<1000	N.A.
		DEHP	D	/	<1000	N.A.
		DBP	D	/	<1000	N.A.
		BBP	D	/	<1000	N.A.
2	Supply cord	Cd	P	N.D.	<100	N.A.
		Cr	P	N.D.	<1000	P
		Hg	P	N.D.	<1000	P
		Pb	P	N.D.	<1000	P
		PBBs	D	N.D.	<1000	P
		PBDEs	D	N.D.	<1000	P
		HBCDD	D	N.D.	<1000	P
		DEHP	D	N.D.	<1000	P
		DBP	D	N.D.	<1000	P
		BBP	D	N.D.	<1000	P
3	Diffuser	Cd	P	N.D.	<100	P
		Cr	P	N.D.	<1000	P
		Hg	P	N.D.	<1000	P
		Pb	P	N.D.	<1000	P
		PBBs	D	N.D.	<1000	P
		PBDEs	D	N.D.	<1000	P
		HBCDD	D	N.D.	<1000	P
		DEHP	D	N.D.	<1000	P
		DBP	D	N.D.	<1000	P
		BBP	D	N.D.	<1000	P
4	Strain relief	Cd	P	N.D.	<100	P
		Cr	P	N.D.	<1000	P
		Hg	P	N.D.	<1000	P
		Pb	P	N.D.	<1000	P
		PBBs	D	N.D.	<1000	P
		PBDEs	D	N.D.	<1000	P
		HBCDD	D	N.D.	<1000	P
		DEHP	D	N.D.	<1000	P
		DBP	D	N.D.	<1000	P
		BBP	D	N.D.	<1000	P

SAMP LE NO.	COMPONENTS	Item	Results of EDXRF (P/F/D)	Results of testing(mg/kg)	Chemical testing limit (mg/kg)	Conclusio n (P/F)
5	Hook	Cd	P	N.D.	<100	P
		Cr	P	N.D.	<1000	P
		Hg	P	N.D.	<1000	P
		Pb	P	N.D.	<1000	P
		PBBs	D	/	<1000	N.A.
		PBDEs	D	/	<1000	N.A.
		HBCDD	D	/	<1000	N.A.
		DEHP	D	/	<1000	N.A.
		DBP	D	/	<1000	N.A.
		BBP	D	/	<1000	N.A.
6	Supply cord	Cd	P	N.D.	<100	N.A.
		Cr	P	N.D.	<1000	P
		Hg	P	N.D.	<1000	P
		Pb	P	N.D.	<1000	P
		PBBs	D	N.D.	<1000	P
		PBDEs	D	N.D.	<1000	P
		HBCDD	D	N.D.	<1000	P
		DEHP	D	N.D.	<1000	P
		DBP	D	N.D.	<1000	P
		BBP	D	N.D.	<1000	P
7	Metal support of LED driver	Cd	P	N.D.	<100	P
		Cr	P	N.D.	<1000	P
		Hg	P	N.D.	<1000	P
		Pb	P	N.D.	<1000	P
		PBBs	D	/	<1000	N.A.
		PBDEs	D	/	<1000	N.A.
		HBCDD	D	/	<1000	N.A.
		DEHP	D	/	<1000	N.A.
		DBP	D	/	<1000	N.A.
		BBP	D	/	<1000	N.A.
8	Enclosure of LED driver	Cd	P	N.D.	<100	P
		Cr	P	N.D.	<1000	P
		Hg	P	N.D.	<1000	P
		Pb	P	N.D.	<1000	P
		PBBs	D	/	<1000	N.A.
		PBDEs	D	/	<1000	N.A.
		HBCDD	D	/	<1000	N.A.
		DEHP	D	/	<1000	N.A.
		DBP	D	/	<1000	N.A.
		BBP	D	/	<1000	N.A.

SAMP LE NO.	COMPONENTS	Item	Results of EDXRF (P/F/D)	Results of testing(mg/kg)	Chemical testing limit (mg/kg)	Conclusio n (P/F)
9	Insulating materials of LED driver	Cd	P	N.D.	<100	P
		Cr	P	N.D.	<1000	P
		Hg	P	N.D.	<1000	P
		Pb	P	N.D.	<1000	P
		PBBs	D	N.D.	<1000	P
		PBDEs	D	N.D.	<1000	P
		HBCDD	D	N.D.	<1000	P
		DEHP	D	N.D.	<1000	P
		DBP	D	N.D.	<1000	P
		BBP	D	N.D.	<1000	P
10	PCB of LED driver	Cd	P	N.D.	<100	P
		Cr	P	N.D.	<1000	P
		Hg	P	N.D.	<1000	P
		Pb	P	N.D.	<1000	P
		PBBs	D	N.D.	<1000	P
		PBDEs	D	N.D.	<1000	P
		HBCDD	D	N.D.	<1000	P
		DEHP	D	N.D.	<1000	P
		DBP	D	N.D.	<1000	P
		BBP	D	N.D.	<1000	P
11	IC of LED driver	Cd	P	N.D.	<100	P
		Cr	P	N.D.	<1000	P
		Hg	P	N.D.	<1000	P
		Pb	P	N.D.	<1000	P
		PBBs	D	N.D.	<1000	P
		PBDEs	D	N.D.	<1000	P
		HBCDD	D	N.D.	<1000	P
		DEHP	D	N.D.	<1000	P
		DBP	D	N.D.	<1000	P
		BBP	D	N.D.	<1000	P
12	Enclosure of LED driver	Cd	P	N.D.	<100	P
		Cr	P	N.D.	<1000	P
		Hg	P	N.D.	<1000	P
		Pb	P	N.D.	<1000	P
		PBBs	D	/	<1000	N.A.
		PBDEs	D	/	<1000	N.A.
		HBCDD	D	/	<1000	N.A.
		DEHP	D	/	<1000	N.A.
		DBP	D	/	<1000	N.A.
		BBP	D	/	<1000	N.A.

SAMP LE NO.	COMPONENTS	Item	Results of EDXRF (P/F/D)	Results of testing(mg/kg)	Chemical testing limit (mg/kg)	Conclusio n (P/F)
13	Resistors of LED driver	Cd	P	N.D.	<100	P
		Cr	P	N.D.	<1000	P
		Hg	P	N.D.	<1000	P
		Pb	P	N.D.	<1000	P
		PBBs	D	N.D.	<1000	P
		PBDEs	D	N.D.	<1000	P
		HBCDD	D	N.D.	<1000	P
		DEHP	D	N.D.	<1000	P
		DBP	D	N.D.	<1000	P
		BBP	D	N.D.	<1000	P
14	Capacitors of LED driver	Cd	P	N.D.	<100	P
		Cr	P	N.D.	<1000	P
		Hg	P	N.D.	<1000	P
		Pb	P	N.D.	<1000	P
		PBBs	D	N.D.	<1000	P
		PBDEs	D	N.D.	<1000	P
		HBCDD	D	N.D.	<1000	P
		DEHP	D	N.D.	<1000	P
		DBP	D	N.D.	<1000	P
		BBP	D	N.D.	<1000	P
15	IC of LED driver	Cd	P	N.D.	<100	P
		Cr	P	N.D.	<1000	P
		Hg	P	N.D.	<1000	P
		Pb	P	N.D.	<1000	P
		PBBs	D	N.D.	<1000	P
		PBDEs	D	N.D.	<1000	P
		HBCDD	D	N.D.	<1000	P
		DEHP	D	N.D.	<1000	P
		DBP	D	N.D.	<1000	P
		BBP	D	N.D.	<1000	P
16	Diodes of LED driver	Cd	P	N.D.	<100	P
		Cr	P	N.D.	<1000	P
		Hg	P	N.D.	<1000	P
		Pb	P	N.D.	<1000	P
		PBBs	D	N.D.	<1000	P
		PBDEs	D	N.D.	<1000	P
		HBCDD	D	N.D.	<1000	P
		DEHP	D	N.D.	<1000	P
		DBP	D	N.D.	<1000	P
		BBP	D	N.D.	<1000	P

SAMP LE NO.	COMPONENTS	Item	Results of EDXRF (P/F/D)	Results of testing(mg/kg)	Chemical testing limit (mg/kg)	Conclusion (P/F)
17	Triode of LED driver	Cd	P	N.D.	<100	P
		Cr	P	N.D.	<1000	P
		Hg	P	N.D.	<1000	P
		Pb	P	N.D.	<1000	P
		PBBs	D	N.D.	<1000	P
		PBDEs	D	N.D.	<1000	P
		HBCDD	D	N.D.	<1000	P
		DEHP	D	N.D.	<1000	P
		DBP	D	N.D.	<1000	P
		BBP	D	N.D.	<1000	P
18	Rectifier bridge of LED driver	Cd	P	N.D.	<100	P
		Cr	P	N.D.	<1000	P
		Hg	P	N.D.	<1000	P
		Pb	P	N.D.	<1000	P
		PBBs	D	N.D.	<1000	P
		PBDEs	D	N.D.	<1000	P
		HBCDD	D	N.D.	<1000	P
		DEHP	D	N.D.	<1000	P
		DBP	D	N.D.	<1000	P
		BBP	D	N.D.	<1000	P
19	Winding of LED driver transformer	Cd	P	N.D.	<100	P
		Cr	P	N.D.	<1000	P
		Hg	P	N.D.	<1000	P
		Pb	P	N.D.	<1000	P
		PBBs	D	N.D.	<1000	P
		PBDEs	D	N.D.	<1000	P
		HBCDD	D	N.D.	<1000	P
		DEHP	D	N.D.	<1000	P
		DBP	D	N.D.	<1000	P
		BBP	D	N.D.	<1000	P
20	Bobbin of LED driver transformer	Cd	P	N.D.	<100	P
		Cr	P	N.D.	<1000	P
		Hg	P	N.D.	<1000	P
		Pb	P	N.D.	<1000	P
		PBBs	D	N.D.	<1000	P
		PBDEs	D	N.D.	<1000	P
		HBCDD	D	N.D.	<1000	P
		DEHP	D	N.D.	<1000	P
		DBP	D	N.D.	<1000	P
		BBP	D	N.D.	<1000	P

SAMP LE NO.	COMPONENTS	Item	Results of EDXRF (P/F/D)	Results of testing(mg/kg)	Chemical testing limit (mg/kg)	Conclusio n (P/F)
21	Magnetic core of LED driver transformer	Cd	P	N.D.	<100	P
		Cr	P	N.D.	<1000	P
		Hg	P	N.D.	<1000	P
		Pb	P	N.D.	<1000	P
		PBBs	D	N.D.	<1000	P
		PBDEs	D	N.D.	<1000	P
		HBCDD	D	N.D.	<1000	P
		DEHP	D	N.D.	<1000	P
		DBP	D	N.D.	<1000	P
		BBP	D	N.D.	<1000	P
22	Insulation tape of LED driver transformer	Cd	P	N.D.	<100	P
		Cr	P	N.D.	<1000	P
		Hg	P	N.D.	<1000	P
		Pb	P	N.D.	<1000	P
		PBBs	D	N.D.	<1000	P
		PBDEs	D	N.D.	<1000	P
		HBCDD	D	N.D.	<1000	P
		DEHP	D	N.D.	<1000	P
		DBP	D	N.D.	<1000	P
		BBP	D	N.D.	<1000	P
23	Varnish of LED driver transformer	Cd	P	N.D.	<100	P
		Cr	P	N.D.	<1000	P
		Hg	P	N.D.	<1000	P
		Pb	P	N.D.	<1000	P
		PBBs	D	N.D.	<1000	P
		PBDEs	D	N.D.	<1000	P
		HBCDD	D	N.D.	<1000	P
		DEHP	D	N.D.	<1000	P
		DBP	D	N.D.	<1000	P
		BBP	D	N.D.	<1000	P
24	Soldering tin of LED driver	Cd	P	N.D.	<100	P
		Cr	P	N.D.	<1000	P
		Hg	P	N.D.	<1000	P
		Pb	P	N.D.	<1000	P
		PBBs	D	/	<1000	N.A.
		PBDEs	D	/	<1000	N.A.
		HBCDD	D	/	<1000	N.A.
		DEHP	D	/	<1000	N.A.
		DBP	D	/	<1000	N.A.
		BBP	D	/	<1000	N.A.

SAMPLE NO.	COMPONENTS	Item	Results of EDXRF (P/F/D)	Results of testing(mg/kg)	Chemical testing limit (mg/kg)	Conclusion (P/F)
25	Fuse of LED driver	Cd	P	N.D.	<100	P
		Cr	P	N.D.	<1000	P
		Hg	P	N.D.	<1000	P
		Pb	P	N.D.	<1000	P
		PBBs	D	N.D.	<1000	P
		PBDEs	D	N.D.	<1000	P
		HBCDD	D	N.D.	<1000	P
		DEHP	D	N.D.	<1000	P
		DBP	D	N.D.	<1000	P
		BBP	D	N.D.	<1000	P
26	LED	Cd	P	N.D.	<100	P
		Cr	P	N.D.	<1000	P
		Hg	P	N.D.	<1000	P
		Pb	P	N.D.	<1000	P
		PBBs	D	N.D.	<1000	P
		PBDEs	D	N.D.	<1000	P
		HBCDD	D	N.D.	<1000	P
		DEHP	D	N.D.	<1000	P
		DBP	D	N.D.	<1000	P
		BBP	D	N.D.	<1000	P
27	Soldering tin of LED PCB	Cd	P	N.D.	<100	P
		Cr	P	N.D.	<1000	P
		Hg	P	N.D.	<1000	P
		Pb	P	N.D.	<1000	P
		PBBs	D	/	<1000	N.A.
		PBDEs	D	/	<1000	N.A.
		HBCDD	D	/	<1000	N.A.
		DEHP	D	/	<1000	N.A.
		DBP	D	/	<1000	N.A.
		BBP	D	/	<1000	N.A.
28	Other insulating materials	Cd	P	N.D.	<100	P
		Cr	P	N.D.	<1000	P
		Hg	P	N.D.	<1000	P
		Pb	P	N.D.	<1000	P
		PBBs	D	N.D.	<1000	P
		PBDEs	D	N.D.	<1000	P
		HBCDD	D	N.D.	<1000	P
		DEHP	D	N.D.	<1000	P
		DBP	D	N.D.	<1000	P
		BBP	D	N.D.	<1000	P

SAMP LE NO.	COMPONENTS	Item	Results of EDXRF (P/F/D)	Results of testing(mg/kg)	Chemical testing limit (mg/kg)	Conclusio n (P/F)
29	LED	Cd	P	N.D.	<100	P
		Cr	P	N.D.	<1000	P
		Hg	P	N.D.	<1000	P
		Pb	P	N.D.	<1000	P
		PBBs	D	N.D.	<1000	P
		PBDEs	D	N.D.	<1000	P
		HBCDD	D	N.D.	<1000	P
		DEHP	D	N.D.	<1000	P
		DBP	D	N.D.	<1000	P
		BBP	D	N.D.	<1000	P
30	LED PCB	Cd	P	N.D.	<100	P
		Cr	P	N.D.	<1000	P
		Hg	P	N.D.	<1000	P
		Pb	P	N.D.	<1000	P
		PBBs	D	N.D.	<1000	P
		PBDEs	D	N.D.	<1000	P
		HBCDD	D	N.D.	<1000	P
		DEHP	D	N.D.	<1000	P
		DBP	D	N.D.	<1000	P
		BBP	D	N.D.	<1000	P
31	Soldering tin of LED PCB	Cd	P	N.D.	<100	P
		Cr	P	N.D.	<1000	P
		Hg	P	N.D.	<1000	P
		Pb	P	N.D.	<1000	P
		PBBs	D	/	<1000	N.A.
		PBDEs	D	/	<1000	N.A.
		HBCDD	D	/	<1000	N.A.
		DEHP	D	/	<1000	N.A.
		DBP	D	/	<1000	N.A.
		BBP	D	/	<1000	N.A.
32	Screws	Cd	P	N.D.	<100	P
		Cr	P	N.D.	<1000	P
		Hg	P	N.D.	<1000	P
		Pb	P	N.D.	<1000	P
		PBBs	D	/	<1000	N.A.
		PBDEs	D	/	<1000	N.A.
		HBCDD	D	/	<1000	N.A.
		DEHP	D	/	<1000	N.A.
		DBP	D	/	<1000	N.A.
		BBP	D	/	<1000	N.A.

SAMPLE NO.	COMPONENTS	Item	Results of EDXRF (P/F/D)	Results of testing(mg/kg)	Chemical testing limit (mg/kg)	Conclusion (P/F)
33	Other insulating materials	Cd	P	N.D.	<100	P
		Cr	P	N.D.	<1000	P
		Hg	P	N.D.	<1000	P
		Pb	P	N.D.	<1000	P
		PBBs	D	N.D.	<1000	P
		PBDEs	D	N.D.	<1000	P
		HBCDD	D	N.D.	<1000	P
		DEHP	D	N.D.	<1000	P
		DBP	D	N.D.	<1000	P
		BBP	D	N.D.	<1000	P
34	Heat sink	Cd	P	N.D.	<100	P
		Cr	P	N.D.	<1000	P
		Hg	P	N.D.	<1000	P
		Pb	P	N.D.	<1000	P
		PBBs	D	/	<1000	N.A.
		PBDEs	D	/	<1000	N.A.
		HBCDD	D	/	<1000	N.A.
		DEHP	D	/	<1000	N.A.
		DBP	D	/	<1000	N.A.
		BBP	D	/	<1000	N.A.
35	Label	Cd	P	N.D.	<100	P
		Cr	P	N.D.	<1000	P
		Hg	P	N.D.	<1000	P
		Pb	P	N.D.	<1000	P
		PBBs	D	N.D.	<1000	P
		PBDEs	D	N.D.	<1000	P
		HBCDD	D	N.D.	<1000	P
		DEHP	D	N.D.	<1000	P
		DBP	D	N.D.	<1000	P
		BBP	D	N.D.	<1000	P
36	Paint	Cd	P	N.D.	<100	P
		Cr	P	N.D.	<1000	P
		Hg	P	N.D.	<1000	P
		Pb	P	N.D.	<1000	P
		PBBs	D	N.D.	<1000	P
		PBDEs	D	N.D.	<1000	P
		HBCDD	D	N.D.	<1000	P
		DEHP	D	N.D.	<1000	P
		DBP	D	N.D.	<1000	P
		BBP	D	N.D.	<1000	P

SAMP LE NO.	COMPONENTS	Item	Results of EDXRF (P/F/D)	Results of testing(mg/kg)	Chemical testing limit (mg/kg)	Conclusio n (P/F)
37	Other metal materials	Cd	P	N.D.	<100	P
		Cr	P	N.D.	<1000	P
		Hg	P	N.D.	<1000	P
		Pb	P	N.D.	<1000	P
		PBBs	D	/	<1000	N.A.
		PBDEs	D	/	<1000	N.A.
		HBCDD	D	/	<1000	N.A.
		DEHP	D	/	<1000	N.A.
		DBP	D	/	<1000	N.A.
BBP	D	/	<1000	N.A.		

Note:

(1) N.D. = Not detected (<MDL)


(2) ppm = mg/kg

(3) N.A. = Not Analyzed

(4) Negative = the concentration of Hexavalent Chromium extracted from 50cm² sample is less than the detection limit.

Appendix 1

Photo Documentation

<p>Photo 1</p> <p>View:</p> <p><input checked="" type="checkbox"/> Front</p> <p><input type="checkbox"/> Rear</p> <p><input type="checkbox"/> Right side</p> <p><input type="checkbox"/> Left side</p> <p><input type="checkbox"/> Top</p> <p><input type="checkbox"/> Bottom</p> <p><input type="checkbox"/> Internal</p>	 <p>A photograph showing the front view of a circular LED light fixture. The fixture has a black outer ring with blue slats and a white central panel with a grid of yellow LEDs. A black L-shaped ruler is placed next to it for scale, showing the fixture is approximately 100mm in diameter.</p>
--	---


<p>Photo 2</p> <p>View:</p> <p><input type="checkbox"/> Front</p> <p><input checked="" type="checkbox"/> Rear</p> <p><input type="checkbox"/> Right side</p> <p><input type="checkbox"/> Left side</p> <p><input type="checkbox"/> Top</p> <p><input type="checkbox"/> Bottom</p> <p><input type="checkbox"/> Internal</p>	 <p>A photograph showing the rear view of the same circular LED light fixture. It features a black metal heat sink with many fins. A small label is attached to the heat sink, which includes the V-TAC logo and the text 'V-TAC', 'Auto CCT', and 'CLASS1'. A black L-shaped ruler is placed next to it for scale, showing the fixture is approximately 100mm in diameter.</p>
--	---

Photo 3

View:


- Front
- Rear
- Right side
- Left side
- Top
- Bottom
- Internal



Photo 4

View:

- Front
- Rear
- Right side
- Left side
- Top
- Bottom
- Internal



--END.--