

LED Downlights

Swap outdated CFL Lights with high quality LED Down Lights for long- lasting energy efficiency and instant brightness. Choose from a wide range of 3W to 40W



Product Features

- Innumerable styles & Elegant appearance
- Non - Flickering
- Best Quality LED Chips from companies like CREE & SAMSUNG
- Premium Quality Power Driver with lowest power factor saver & high RA
- Easy Installation
- Varied finishes with strong die cast Aluminium body
- Low Maintenance
- All down lights come with premium quality power

Applications

Residences, Showrooms, Hotels & Boutiques etc.

Reflector Series - High Lumen

10w VT-26101

Box Qty.
27 Pcs

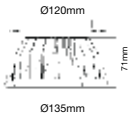


SKU: 1270 - 3000K Warm White
SKU: 1271 - 4000K Day White
SKU: 1272 - 6400K White

3800157611923
3800157611930
3800157611947

120+ LUMENS PER WATT

SUPER EFFICIENT



Sensor Compatible: **Yes**
Voltage/Frequency: **AC:100-277V,50/60Hz**
Luminous Flux: **1200lm**
LED Type: **COB**
CRI: **>80**
PF: **>0.5**

Beam Angle: **120°**
Body Type: **PKW**
Color of Fixture: **White**
Shape: **Round**
Dimension: **Ø135x71mm**
Cutting Size: **Ø120mm**

Reflector Series - High Lumen

20w VT-26201

Box Qty.
18 Pcs

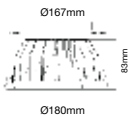


SKU: 1273 - 3000K Warm White
SKU: 1274 - 4000K Day White
SKU: 1275 - 6400K White

3800157611954
3800157611961
3800157611978

120+ LUMENS PER WATT

SUPER EFFICIENT



Sensor Compatible: **Yes**
Voltage/Frequency: **AC:100-277V,50/60Hz**
Luminous Flux: **2400lm**
LED Type: **COB**
CRI: **>80**
PF: **>0.5**

Beam Angle: **120°**
Body Type: **PKW**
Color of Fixture: **White**
Shape: **Round**
Dimension: **Ø180x83mm**
Cutting Size: **Ø167mm**

Reflector Series - High Lumen

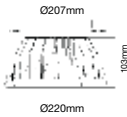
30w VT-26301

 Box Qty.
12 Pcs


SKU: 1276 - 3000K Warm White
SKU: 1277 - 4000K Day White
SKU: 1278 - 6400K White

3800157611985
3800157611992
3800157612005

120 LUMENS
+ PER WATT

SUPER EFFICIENT


Sensor Compatible: Yes
Voltage/Frequency: AC:100-277V,50/60Hz
Luminous Flux: 3600lm
LED Type: COB
CRI: >80
PF >0.9

Beam Angle: 120°
Body Type: PKW
Color of Fixture: White
Shape: Round
Dimension: Ø220x103mm
Cutting Size: Ø207mm

Reflector Series - High Lumen

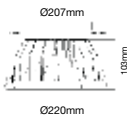
40w VT-26451

 Box Qty.
12 Pcs


SKU: 1453 - 3000K Warm White
SKU: 1279 - 4500K Day White

3800157635561
3800157612012

120 LUMENS
+ PER WATT

SUPER EFFICIENT


Sensor Compatible: Yes
Voltage/Frequency: AC:100-270V,50/60Hz
Luminous Flux: 4800lm
LED Type: COB
CRI: >80
PF >0.9

Beam Angle: 120°
Body Type: PKW
Color of Fixture: PKW
Shape: Round
Dimension: Ø220x103mm
Cutting Size: Ø207mm

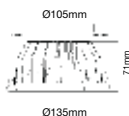
Reflector Series

10w VT-2610

Box Qty.
27 Pcs

SKU: 1100 - 6000K White

3800230622372



Sensor Compatible: **Yes**
Voltage/Frequency: **AC:220-240V,50Hz**
Luminous Flux: **730lm**
LED Type: **COB**
CRI: **>80**
PF: **>0.5**

Beam Angle: **120°**
Body Type: **PKW**
Color of Fixture: **PKW**
Shape: **Round**
Dimension: **Ø135x71mm**
Cutting Size: **Ø105mm**

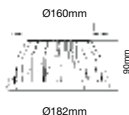
Reflector Series

20w VT-2620

Box Qty.
18 Pcs

SKU: 1103 - 6000K White

3800230622402



Sensor Compatible: **Yes**
Voltage/Frequency: **AC:220-240V,50Hz**
Luminous Flux: **1500lm**
LED Type: **COB**
CRI: **>80**
PF: **>0.5**

Beam Angle: **120°**
Body Type: **PKW**
Color of Fixture: **PKW**
Shape: **Round**
Dimension: **Ø182x90mm**
Cutting Size: **Ø160mm**

Downlight-Moving Head-Round

3W

VT-1133RD

Box Qty.
100 Pcs

SKU: 5094 - 6400K White

3800157609364



Sensor Compatible: **Yes**
 Voltage/Frequency: **AC:220-240V,50/60Hz**
 Luminous Flux: **200lm**
 LED Type: **COB**
 CRI: **>80**
 PF: **>0.5**

Beam Angle: **60°**
 Body Type: **Aluminium**
 Color of Fixture: **White**
 Shape: **Round**
 Dimension: **55x42mm**
 Cutting Size: **Ø45mm**

Downlight-Moving Head-Square

3W

VT-1133SQ

Box Qty.
100 Pcs

SKU: 5095 - 2700K Warm White

SKU: 5096 - 4000K Day White

SKU: 5097 - 6400K White

3800157609371

3800157609388

3800157609395



Sensor Compatible: **Yes**
 Voltage/Frequency: **AC:220-240V,50/60Hz**
 Luminous Flux: **200lm**
 LED Type: **COB**
 CRI: **>80**
 PF: **>0.5**

Beam Angle: **60°**
 Body Type: **Aluminium**
 Color of Fixture: **White**
 Shape: **Square**
 Dimension: **55x55x42mm**
 Cutting Size: **45 x 45mm**

Downlight-Fixed Type-Square

3W VT-1123SQ

Box Qty.
100 Pcs



SKU: 5110 - 6400K White

3800157609456

Sensor Compatible: **Yes**
Voltage/Frequency: **AC:85-265V,50/60Hz**
Luminous Flux: **200lm**
LED Type: **COB**
CRI: **>80**
PF: **>0.5**

Beam Angle: **60°**
Body Type: **Aluminium**
Color of Fixture: **White**
Shape: **Square**
Dimension: **45x45x35mm**
Cutting Size: **36 x 36 mm**

Downlight-Fixed Type-Square

8W VT-2908SQ

Box Qty.
12 Pcs



SKU: 1115 - 6000K White

3800230625199



Sensor Compatible: **Yes**
Voltage/Frequency: **AC:220-240V,50/60Hz**
Luminous Flux: **530lm**
LED Type: **COB**
CRI: **>70**
PF: **>0.8**

Beam Angle: **24°**
Body Type: **Powder Coating Die cast**
Color of Fixture: **PKW**
Shape: **Square**
Dimension: **103x103x75mm**
Cutting Size: **90 x 90mm**



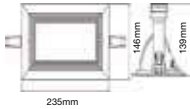
Zoom Series - Rectangle

30W VT-2930

SKU: 1306 - 3000K Warm White
 SKU: 1307 - 4000K Day White
 SKU: 1289 - 6400K White

 Box Qty.
20 Pcs

3800157619936
 3800157619943
 3800157619646



Sensor Compatible: **Yes**
 Voltage/Frequency: **AC:220-240V,50/60Hz**
 Luminous Flux: **2450lm**
 LED Type: **COB**
 CRI: **>80**
 PF: **>0.9**

Beam Angle: **99°**
 Body Type: **Die Cast Aluminum**
 Color of Fixture: **White**
 Shape: **Rectangle**
 Dimension: **235x146x139mm**
 Cutting Size: **220 x 132mm**




Zoom Series - Round

33W VT-2933

SKU: 1304 - 3000K Warm White
 SKU: 1305 - 4500K Day White
 SKU: 1288 - 6400K White

 Box Qty.
20 Pcs

3800157619912
 3800157619929
 3800157619639



Sensor Compatible: **Yes**
 Voltage/Frequency: **AC:220-240V,50/60Hz**
 Luminous Flux: **2650lm**
 LED Type: **COB**
 CRI: **>80**
 PF: **>0.9**

Beam Angle: **24°**
 Body Type: **Die Cast Aluminum**
 Color of Fixture: **White**
 Shape: **Round**
 Dimension: **Ø165x140mm**
 Cutting Size: **Ø155**



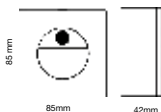
Step Light With Sensor

3W VT-8035

SKU: 5570 - 4000K Day White

 Box Qty.
100 Pcs

3800157617291



Sensor Compatible: **Sensor Included**
 Voltage/Frequency: **AC:100-240V, 50/60Hz**
 Luminous Flux: **100lm**
 LED Type: **SMD**
 CRI: **>80**
 PF: **>0.5**

Beam Angle: **45°**
 Body Type: **Die cast Aluminum**
 Color of Fixture: **White**
 Shape: **Square**
 Dimension: **85x85x42mm**
 Cutting Size: **85x85mm**

Step Light-Rectangle-IP65

3W VT-1162-W



SKU: 1327 - 3000K Warm White
SKU: 1326 - 4000K Day White

Box Qty.
50 Pcs

IP65
RATING

3800157620550
3800157620543



Sensor Compatible: **Yes**
Voltage/Frequency: **AC:100-240V,50/60Hz**
Luminous Flux: **110lm**
LED Type: **SMD**
CRI: **>80**
PF: **>0.5**

Beam Angle: **55°**
Body Type: **PC**
Color of Fixture: **White**
Shape: **Rectangle**
Dimension: **230x80x28mm**

Step Light-Rectangle-IP65

3W VT-1162-B



SKU: 1329 - 3000K Warm White
SKU: 1328 - 4000K Day White

Box Qty.
50 Pcs

IP65
RATING

3800157620574
3800157620567



Sensor Compatible: **Yes**
Voltage/Frequency: **AC:100-240V,50/60Hz**
Luminous Flux: **110lm**
LED Type: **SMD**
CRI: **>80**
PF: **>0.5**

Beam Angle: **55°**
Body Type: **PC**
Color of Fixture: **Black**
Shape: **Rectangle**
Dimension: **230x80x28mm**

Step Light-Rectangle-IP65

3W VT-1162-G



SKU: 1331 - 3000K Warm White
SKU: 1330 - 4000K Day White

Box Qty.
50 Pcs

IP65
RATING

3800157620598
3800157620581



Sensor Compatible: **Yes**
Voltage/Frequency: **AC:100-240V,50/60Hz**
Luminous Flux: **110lm**
LED Type: **SMD**
CRI: **>80**
PF: **>0.5**

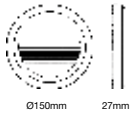
Beam Angle: **55°**
Body Type: **PC**
Color of Fixture: **Grey**
Shape: **Rectangle**
Dimension: **230x80x28mm**



Step Light-Round-IP65

2W **VT-1142-W**

 SKU: 1315 - 3000K Warm White
 SKU: 1314 - 4000K Day White

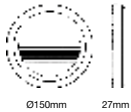
 3800157620437
 3800157620420

 Sensor Compatible: **Yes**
 Voltage/Frequency: **AC:100-240V,50/60Hz**
 Luminous Flux: **60lm**
 LED Type: **SMD**
 CRI: **>80**
 PF: **>0.5**

 Beam Angle: **55°**
 Body Type: **PC**
 Color of Fixture: **White**
 Shape: **Round**
 Dimension: **150x27mm**


Step Light-Round-IP65

2W **VT-1142-B**

 SKU: 1317 - 3000K Warm White
 SKU: 1316 - 4000K Day White

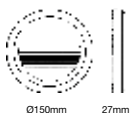
 3800157620451
 3800157620444

 Sensor Compatible: **Yes**
 Voltage/Frequency: **AC:100-240V,50/60Hz**
 Luminous Flux: **60lm**
 LED Type: **SMD**
 CRI: **>80**
 PF: **>0.5**

 Beam Angle: **55°**
 Body Type: **PC**
 Color of Fixture: **Black**
 Shape: **Round**
 Dimension: **150x27mm**


Step Light-Round-IP65

2W **VT-1142-G**

 SKU: 1319 - 3000K Warm White
 SKU: 1318 - 4000K Day White

 3800157620475
 3800157620468

 Sensor Compatible: **Yes**
 Voltage/Frequency: **AC:100-240V,50/60Hz**
 Luminous Flux: **60lm**
 LED Type: **SMD**
 CRI: **>80**
 PF: **>0.5**

 Beam Angle: **55°**
 Body Type: **PC**
 Color of Fixture: **Grey**
 Shape: **Round**
 Dimension: **150x27mm**



Step Light-Square-IP65

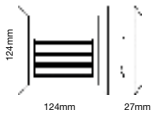
2W VT-1152-W

SKU: 1321 - 3000K Warm White
SKU: 1320 - 4000K Day White

Box Qty.
50 Pcs

IP65 RATING

3800157620499
3800157620482



Sensor Compatible: **Yes**
Voltage/Frequency: **AC:100-240V,50/60Hz**
Luminous Flux: **60lm**
LED Type: **SMD**
CRI: **>80**
PF: **>0.5**

Beam Angle: **55°**
Body Type: **PC**
Color of Fixture: **White**
Shape: **Square**
Dimension: **124x124x27mm**



Step Light-Square-IP65

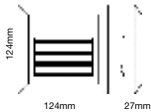
2W VT-1152-B

SKU: 1323 - 3000K Warm White
SKU: 1322 - 4000K Day White

Box Qty.
50 Pcs

IP65 RATING

3800157620512
3800157620505



Sensor Compatible: **Yes**
Voltage/Frequency: **AC:100-240V,50/60Hz**
Luminous Flux: **60lm**
LED Type: **SMD**
CRI: **>80**
PF: **>0.5**

Beam Angle: **55°**
Body Type: **PC**
Color of Fixture: **Black**
Shape: **Square**
Dimension: **124x124x27mm**



Step Light-Square-IP65

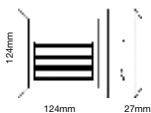
2W VT-1152-G

SKU: 1325 - 3000K Warm White
SKU: 1324 - 4000K Day White

Box Qty.
50 Pcs

IP65 RATING

3800157620536
3800157620529



Sensor Compatible: **Yes**
Voltage/Frequency: **AC:100-240V,50/60Hz**
Luminous Flux: **60lm**
LED Type: **SMD**
CRI: **>80**
PF: **>0.5**

Beam Angle: **55°**
Body Type: **PC**
Color of Fixture: **Grey**
Shape: **Square**
Dimension: **124x124x27mm**



Step Light - IP65

3W **VT-1172-B**

 SKU: 1398 - 3000K Warm White
 SKU: 1399 - 4000K Day White

 3800157628310
 3800157628327

 Sensor Compatible: **Yes**
 Voltage/Frequency: **AC:100-240V,50/60Hz**
 Luminous Flux: **210lm**
 LED Type: **SMD**
 CRI: **>80**
 PF: **>0.5**

 Beam Angle: **90°**
 Body Type: **PC**
 Color of Fixture: **Black**
 Shape: **Square**
 Dimension: **151x72x154mm**


Step Light - IP65

3W **VT-1172-G**

 SKU: 1400 - 3000K Warm White
 SKU: 1401 - 4000K Day White

 3800157628334
 3800157628341

 Sensor Compatible: **Yes**
 Voltage/Frequency: **AC:100-240V,50/60Hz**
 Luminous Flux: **210lm**
 LED Type: **SMD**
 CRI: **>80**
 PF: **>0.5**

 Beam Angle: **90°**
 Body Type: **PC**
 Color of Fixture: **Grey**
 Shape: **Square**
 Dimension: **151x72x154mm**


Step Light - IP65

3W **VT-1172-W**

 SKU: 1402 - 3000K Warm White
 SKU: 1403 - 4000K Day White

 3800157628358
 3800157628365

 Sensor Compatible: **Yes**
 Voltage/Frequency: **AC:100-240V,50/60Hz**
 Luminous Flux: **210lm**
 LED Type: **SMD**
 CRI: **>80**
 PF: **>0.5**

 Beam Angle: **90°**
 Body Type: **PC**
 Color of Fixture: **White**
 Shape: **Square**
 Dimension: **151x72x154mm**



Step Light-Round-IP65

3W VT-1182-B

SKU: 1404 - 3000K Warm White
SKU: 1405 - 4000K Day White

Box Qty.
20 Pcs

IP65
RATING

3800157628372
3800157628389

Sensor Compatible: **Yes**
Voltage/Frequency: **AC:100-240V,50/60Hz**
Luminous Flux: **210lm**
LED Type: **SMD**
CRI: **>80**
PF: **>0.5**

Beam Angle: **90°**
Body Type: **PC**
Color of Fixture: **Black**
Shape: **Round**
Dimension: **Ø166x94mm**



Step Light-Round-IP65

3W VT-1182-G

SKU: 1406 - 3000K Warm White
SKU: 1407 - 4000K Day White

Box Qty.
20 Pcs

IP65
RATING

3800157628396
3800157628402

Sensor Compatible: **Yes**
Voltage/Frequency: **AC:100-240V,50/60Hz**
Luminous Flux: **210lm**
LED Type: **SMD**
CRI: **>80**
PF: **>0.5**

Beam Angle: **90°**
Body Type: **PC**
Color of Fixture: **Grey**
Shape: **Round**
Dimension: **Ø166x94mm**



Step Light-Round-IP65

3W VT-1182-W

SKU: 1408 - 3000K Warm White
SKU: 1409 - 4000K Day White

Box Qty.
20 Pcs

IP65
RATING

3800157628419
3800157628426

Sensor Compatible: **Yes**
Voltage/Frequency: **AC:100-240V,50/60Hz**
Luminous Flux: **210lm**
LED Type: **SMD**
CRI: **>80**
PF: **>0.5**

Beam Angle: **90°**
Body Type: **PC**
Color of Fixture: **White**
Shape: **Round**
Dimension: **Ø166x94mm**
:

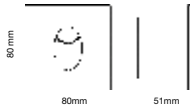


Steplight-Square

3W **VT-1109**

 SKU: 1209 - 3000K Warm White
 SKU: 1210 - 4200K Day White

 Box Qty.
100 Pcs

 3800157600255
 3800157600262

 Sensor Compatible: **Yes**
 Voltage/Frequency: **AC:100-240V,50/60Hz**
 Luminous Flux: **120lm**
 LED Type: **COB**
 CRI: **>80**
 PF: **>0.5**

 Beam Angle: **15°**
 Body Type: **Aluminium**
 Color of Fixture: **White**
 Shape: **Square**
 Dimension: **80x80x51mm**
 Cutting Size: **62x62mm**


Steplight-Round

3W **VT-1109RD**

 SKU: 1207 - 3000K Warm White
 SKU: 1208 - 4200K Day White

 Box Qty.
100 Pcs

 3800157600231
 3800157600248

 Sensor Compatible: **Yes**
 Voltage/Frequency: **AC:100-240V,50/60Hz**
 Luminous Flux: **120lm**
 LED Type: **COB**
 CRI: **>80**
 PF: **>0.5**

 Beam Angle: **15°**
 Body Type: **Aluminium**
 Color of Fixture: **White**
 Shape: **Round**
 Dimension: **Ø80x51mm**
 Cutting Size: **Ø62mm**



Steplight-Square

3W **VT-1143**

SKU: 1284 - 4000K Day White

 Box Qty.
100 Pcs

3800157617307


 Sensor Compatible: **Yes**
 Voltage/Frequency: **AC:85-265V,50/60Hz**
 Luminous Flux: **100lm**
 LED Type: **SMD**
 CRI: **>80**
 PF: **>0.5**

 Beam Angle: **83°**
 Body Type: **Die Cast Aluminium**
 Color of Fixture: **White**
 Shape: **Square**
 Dimension: **84x84x43mm**
 Cutting Size: **72x72mm**

new!



Steplight-Rectangle

6W VT-856-B

SKU: 8348 - 3000K Warm White
SKU: 8349 - 4000K Day White

Box Qty.
50 Pcs

3800157633383
3800157633390

Sensor Compatible: **Yes**
Voltage/Frequency: **AC:100-240V,50/60Hz**
Luminous Flux: **240lm**
LED Type: **SMD**
CRI: **>70**
PF: **>0.6**

Beam Angle: **120°**
Body Type: **Aluminium**
Color of Fixture: **Black**
Shape: **Rectangle**
Dimension: **210x65x60mm**
Cutting Size: **195x46mm**

new!



Steplight-Rectangle

6W VT-856-G

SKU: 8350 - 3000K Warm White
SKU: 8351 - 4000K Day White

Box Qty.
50 Pcs

3800157633406
3800157633413

Sensor Compatible: **Yes**
Voltage/Frequency: **AC:100-240V,50/60Hz**
Luminous Flux: **240lm**
LED Type: **SMD**
CRI: **>70**
PF: **>0.6**

Beam Angle: **120°**
Body Type: **Aluminium**
Color of Fixture: **Grey**
Shape: **Rectangle**
Dimension: **210x65x60mm**
Cutting Size: **195x46mm**

new!



Steplight-Rectangle

6W VT-856-W

SKU: 8352 - 3000K Warm White
SKU: 8353 - 4000K Day White

Box Qty.
50 Pcs

3800157633420
3800157633437

Sensor Compatible: **Yes**
Voltage/Frequency: **AC:100-240V,50/60Hz**
Luminous Flux: **240lm**
LED Type: **SMD**
CRI: **>70**
PF: **>0.6**

Beam Angle: **120°**
Body Type: **Aluminium**
Color of Fixture: **White**
Shape: **Rectangle**
Dimension: **210x65x60mm**
Cutting Size: **195x46mm**